October 2020, Groundwater Monitoring Report

Triple Stop Chevron

1034 West Gentile Street, Layton, Utah

Facility ID No. 3000500, Release Site NUB

December 8, 2020

Terracon Project No. 61197153



Prepared for:

Utah Department of Environmental Quality
Division of Environmental Response and Remediation
Salt Lake City, Utah

Prepared by:

Terracon Consultants, Inc.
Midvale, Utah

December 8, 2020

Utah Department of Environmental Quality
Division of Environmental Response and Remediation
195 North 1950 West
PO Box 144840
Salt Lake City, Utah 84114-4840

Attn: Mr. Kevin Beery
P: 801.536.4214
E: kbeery@utah.gov

Re: October 2020, Groundwater Monitoring Report
Triple Stop Chevron
1034 West Gentile Street, Layton, Utah
Facility ID No. 3000500, Release Site NUB
Terracon Project No. 61197153

Dear Mr. Beery:

Terracon is pleased to provide this report documenting the October 2020 groundwater monitoring event at the above-referenced site. Terracon conducted this sampling event in accordance with a workplan submitted under NUB-09 dated July 29, 2020.

We appreciate the opportunity to have performed these services for you. Please contact our office at [801] 545-8500 if you have questions regarding this information or if we can provide any other services.

Sincerely,

Terracon Consultants, Inc.

Curt Stripeika
Senior Project Manager
UST Certified Consultant #CC0003

For
Benjamin B. Bowers
Authorized Project Reviewer
UST Certified Consultant #CC0195

TABLE OF CONTENTS

APPENDICES

October 2020, Groundwater Monitoring Report
Triple Stop Chevron
1034 West Gentile Street, Layton, Utah
Facility ID No. 3000500, Release Site NUB

Terracon Project No. 61197153
December 8, 2020

1.0 INTRODUCTION

1.1 Site Description

Site Name	Triple Stop Chevron
Site Location/Address	1034 West Gentile Street, Layton, Utah
Site Improvements	The Site operates as a gas station and convenience store.

Exhibit 1 (**Appendix A**) presents the general location, shows locations of the wells in relation to pertinent site features and depicts groundwater elevations and elevation contours based on measurements collected during this sampling event. **Exhibits 2, 3,** and **4** display benzene isocontour maps between January and October 2020.

1.2 Project Background

On February 14, 2019, Layton City reported petroleum odors in the basement of a home near the intersection of Gentile and Angel streets. On February 16, 2019, two other homeowners reported gasoline vapors in their basements. This prompted an investigation initiated by the Utah Division of Environmental Response and Remediation (DERR). The nearby Triple Stop Chevron (Chevron) gas station was identified as a suspect source of the petroleum vapors.

An analysis of inventory control records in November of 2019 by the DERR revealed that from March of 2013 to March of 2019, the Chevron lost between 22,000 to 23,000 gallons of unleaded fuel. The cause of the release was attributed to a crack in the downtube below the spill bucket. The release is believed to have occurred at a rate of 20 gallons per load of unleaded fuel delivered. The downtube was repaired in April of 2019 and it is presumed the release has stopped.

At the request of DERR and the Owner of Triple Stop Chevron, Mr. Mark Smith, Terracon prepared a Work Plan to assist with development of a strategy for containment and remediation of the release. As a response to the release, CalClean (a mobile high vacuum extraction unit) was brought to the site for the purpose of removing impacted groundwater and recovery of light non-aqueous phase liquid (LNAPL). The unit operated on the Chevron site for five weeks and for one week on the south side of Gentile Street, directly south of the Chevron. During that time, 254,960 gallons of water was recovered and discharged under permit to the South Davis Sewer District Reclamation Plant. During that time, it was estimated that 1,350 gallons of light non-aqueous phase liquid (LNAPL) was recovered.

Presently, Terracon has submitted a Corrective Action Plan (CAP) and installed a vapor extraction system (SVE) for source reduction and vapor mitigation at the Chevron. The system has been in operation since July 2020. As of November 17, 2020, the system has recovered 1,567 equivalent gallons of gasoline in the vapor phase in addition to the 1,350 gallons from CalClean system for a total of 2,917 gallons.

1.3 Scope of Work

This report documents the groundwater sampling event conducted in October of 2020 to evaluate concentrations of dissolved petroleum hydrocarbons and determine groundwater elevations at the Site for evaluation of present groundwater conditions.

This report documents the 4th quarter of quarterly groundwater monitoring conducted under Work Plan NUB-09.

1.4 Standard of Care

Terracon's services were performed in a manner consistent with generally accepted practices of the profession undertaken in similar studies in the same geographical area during the same time. Terracon makes no warranties, express or implied, regarding the findings, conclusions, or recommendations. Terracon does not warrant the work of laboratories, regulatory agencies, or other third parties supplying information used in the preparation of the report.

1.5 Additional Scope Limitations

Findings, conclusions, and recommendations resulting from these services are based upon information derived from the on-site activities and other services performed under this scope of work. Such information is subject to change over time. Certain indicators of the presence of hazardous substances, petroleum products, or other constituents may have been latent, inaccessible, unobservable, non-detectable, or not present during these services, and we cannot represent that the site contains no hazardous substances, toxic materials, petroleum products, or other latent conditions beyond those identified during our investigation. Subsurface conditions may vary from those encountered at specific borings or wells or during other surveys, tests, assessments, investigations or exploratory services; the data, interpretations, findings, and our recommendations are based solely upon data obtained at the time and within the scope of these services.

1.6 Reliance

This report has been prepared for the exclusive use and reliance of Triple Stop Chevron, Inc. and authorized regulatory agencies having jurisdiction over the release case file. Use or reliance by any other party is prohibited without the written authorization of Triple Stop Chevron, Inc. and Terracon.

Reliance on the report by the client and all authorized parties will be subject to the terms, conditions and limitations stated in the proposal, report, and Terracon's Terms and Conditions. The limitation of liability defined in the Terms and Conditions is the aggregate limit of Terracon's liability to the client and all relying parties.

2.0 METHODOLOGY

2.1 Groundwater Monitoring

Terracon conducted the groundwater sampling event on October 29th and 30th, 2020. Terracon collected depth-to-water measurements from twenty-one monitoring wells and collected a groundwater sample from a select thirteen wells designed for sampling in the Work Plan.

The list of wells and rationale for sampling is listed below:

Wells	Location	Rationale
MW-8	Chevron	Upgradient
MW-13 & 14	Chevron	Source
MW-22, 23, & 24	Gentile	In plume
MW-1, 2, 4, 19, & 30	Residential neighborhood	In plume
MW-31, 37	Residential neighborhood	Downgradient plume edge
Total number of wells to be sampled - **13**		
Wells to be gauged (LNAPL present) – EW4, MW-10		

The wells were sampled by a Utah-certified UST Groundwater and Soil Sampler (Chase Maser, GS 1804) with oversight from a Utah-certified UST Consultant (Curt Stripeika, CC 0003). Terracon sampled the wells following standard operating procedures for well sampling, which included purging three casing volumes from each of the wells using a new disposable bailer for each well.

2.2 Site Observations

Exhibit 1 (**Appendix A**) shows the calculated potentiometric surface and inferred groundwater flow direction. The groundwater flow direction was toward the southwest. A groundwater gradient was calculated as 0.0086 feet/foot between the 4323 and 4317 contours. **Table 1** (**Appendix B**) presents a summary of the gauging data. Comparing the gauging data collected in April 2020 to this gauging event shows a groundwater elevation increase of approximately 0.6 to 1.0 feet across the project site.

Free-product was measured at 0.01 thickness in MW-10. Free-product was not reported in EW-4.

2.3 Investigation-derived Waste

Monitoring well purge water was surface applied in the vicinity of the well that generated the water and was allowed to infiltrate and/or evaporate. Care was taken to not allow purge water to affect nearby receptors (e.g., storm water catch basins, utilities, property boundaries, etc.).

3.0 LABORATORY ANALYTICAL PROGRAM

The 13 groundwater samples were submitted to Pace Analytical National for analyses of methyl tert-butyl ether, benzene, toluene, ethyl benzene, xylenes, and naphthalene (MBTEXN); total petroleum hydrocarbons – gasoline range organics (TPH-GRO), using EPA Method 8260; and total petroleum hydrocarbons – diesel range organics (TPH-DRO) with silica gel treatment (SGT), using EPA Method 8015.

The executed chain-of-custody records and laboratory data sheets are provided in **Appendix C**.

4.0 DATA EVALUATION

Please refer to **Table 2** in (**Appendix B**) for a summary of the laboratory analytical results. The analytical data are compared to regulatory screening levels, including the Initial Screening Levels (ISL) and Tier 1 Screening Criteria established by the DERR.

Exhibit 2 (**Appendix B**) shows benzene concentrations and inferred isoconcentration contours for the January 2020 event, **Exhibit 3** shows the benzene concentrations from the April 2020 event, and **Exhibit 4** shows the benzene concentrations from this current event. It is noted that the benzene contour was truncated to the north because there is not enough data to support extrapolation of the contours in that direction.

4.1 Groundwater Sample Results

<u>Triple Stop Chevron</u>

Monitor wells MW-8, MW-13, and MW-14 were sampled on the Triple Stop Chevron. Monitor well MW-8 (upgradient of presumed release location) had no detections of MBTEXN, TPH GRO or DRO above screening levels. Monitoring well MW-13 reported a concentration of benzene (0.532 mg/l) that exceeded the Tier 1 Screening Level and a concentration of TPH-GRO (4.19 mg/l) that exceeded the ISL. Monitoring well MW-14 reported detections of multiple petroleum hydrocarbons above the laboratory detection limit, no concentrations exceeded an ISL.

Off-Site Groundwater Sample Results

Gentile Street

Groundwater samples were collected from wells MW-22, MW-23, and MW-24 located along the right of way of Gentile Street. Multiple petroleum hydrocarbons were above the laboratory detection limit in all three samples. Monitoring well MW-22 reported a concentration of benzene (0.117 mg/l) and TPH-GRO (3.09 mg/l) that exceeded the ISL. Monitoring well MW-23 reported a concentration of benzene (0.0151 mg/l) that exceeded the ISL. Monitoring well MW-24 reported a concentration of benzene (4.32 mg/l) and TPH-GRO (36.6 mg/l) that exceeded a Tier 1 Screening Level and a concentration of TPH-DRO (2.6 mg/l) that exceeded the ISL.

Residential Neighborhood

Groundwater samples were collected from wells MW-1, MW-2, MW-4, MW-19, MW-30, MW-31 and MW-37 within the subdivision. The wells are located within the cul-de-sac, and within property boundaries of 35 South 1125 West and 25 South 1122 West. Monitor wells MW-1, MW-2 and MW-19 and MW-31 reported petroleum concentrations that exceeded ISL and Tier 1 Screening Levels. Monitoring well MW-37 did not report petroleum hydrocarbons above the laboratory detection limit.

5.0 FINDINGS AND CONCLUSIONS

Groundwater elevations have decreased across most of the project site by 0.6 to 1.0 feet since the previous sampling event in April 2020.

For this event, MW-1 reported the highest concentration of benzene (3.59 mg/l) and TPH-GRO (15.10 mg/l). Free-product was reported in MW-10 at 0.01 feet which has diminished since the 0.79 feet in January 2020.

Although some samples have increased in concentration since the April sampling event, the overall groundwater concentrations have continued to decrease across the impacted area. Terracon recommends to continue with remediation efforts and monitoring of groundwater across the site to track the remediation effectiveness over time.

Based on a review of the dissolved benzene isocontour maps between January 2020, April 2020 and October 2020, the plume has migrated farther south. Monitor well MW-31 has increased from non-detect in September 2019 to 0.00229 mg/l in January 2020 to 0.0375 mg/l in October 2020. Currently the plume is no longer delineated to the southwest in the direction of the groundwater flow. It is recommended that and additional well southwest of MW-31 be installed for plume delineation.

APPENDIX A
Exhibits

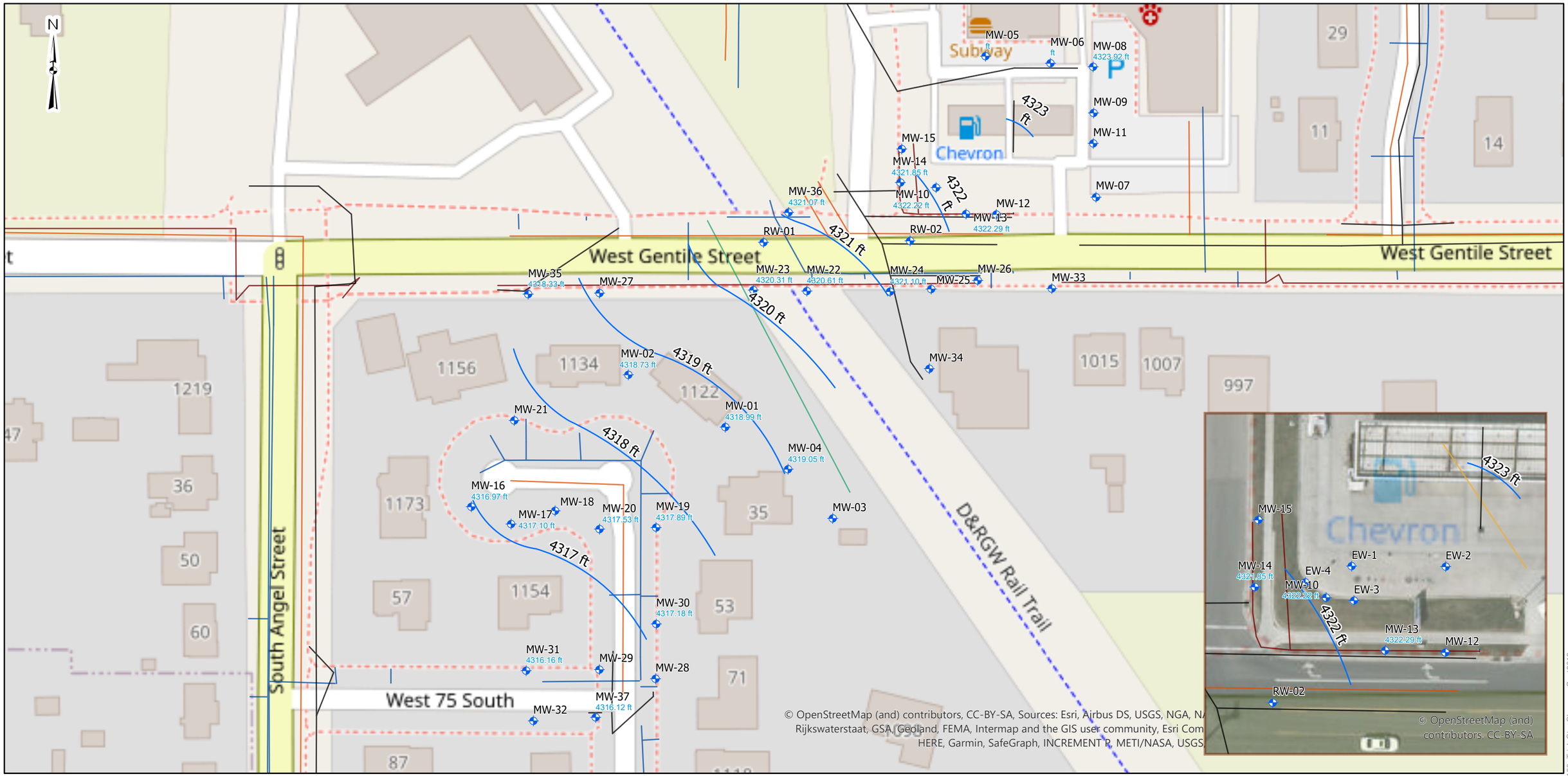

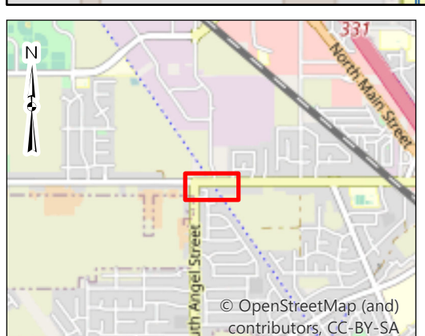

- GW Elevation, October 2020
- Monitoring Well
- Storm Drain Lines
- UTOPIA AsBuilt Lines
- Waterlines
- Sanitary Sewer Lines
- Andeavor Pipeline
- D&RGW Rail Line

DATA SOURCES:
ESRI WMS - World Aerial Imagery, OpenStreetMap

0 60 120 240 Feet

Project No.:	61197153
Date:	Dec 2020
Drawn By:	AST
Reviewed By:	CAS

Terracon
6949 S High Tech Dr, Ste 100 Midvale, UT 84047
PH. (801) 545-8500 terracon.com

Groundwater Elevation Map, October 2020

TSC - Layton Chevron
Triple Stop Chevron Inc.
1034 West Gentile Street
Layton, UT 84041

Exhibit

1

N:\GIS\61197153_Triple_Stop_Chevron_Layton\Maps\61197153_TripleStopChevron_Sept2019.aprx

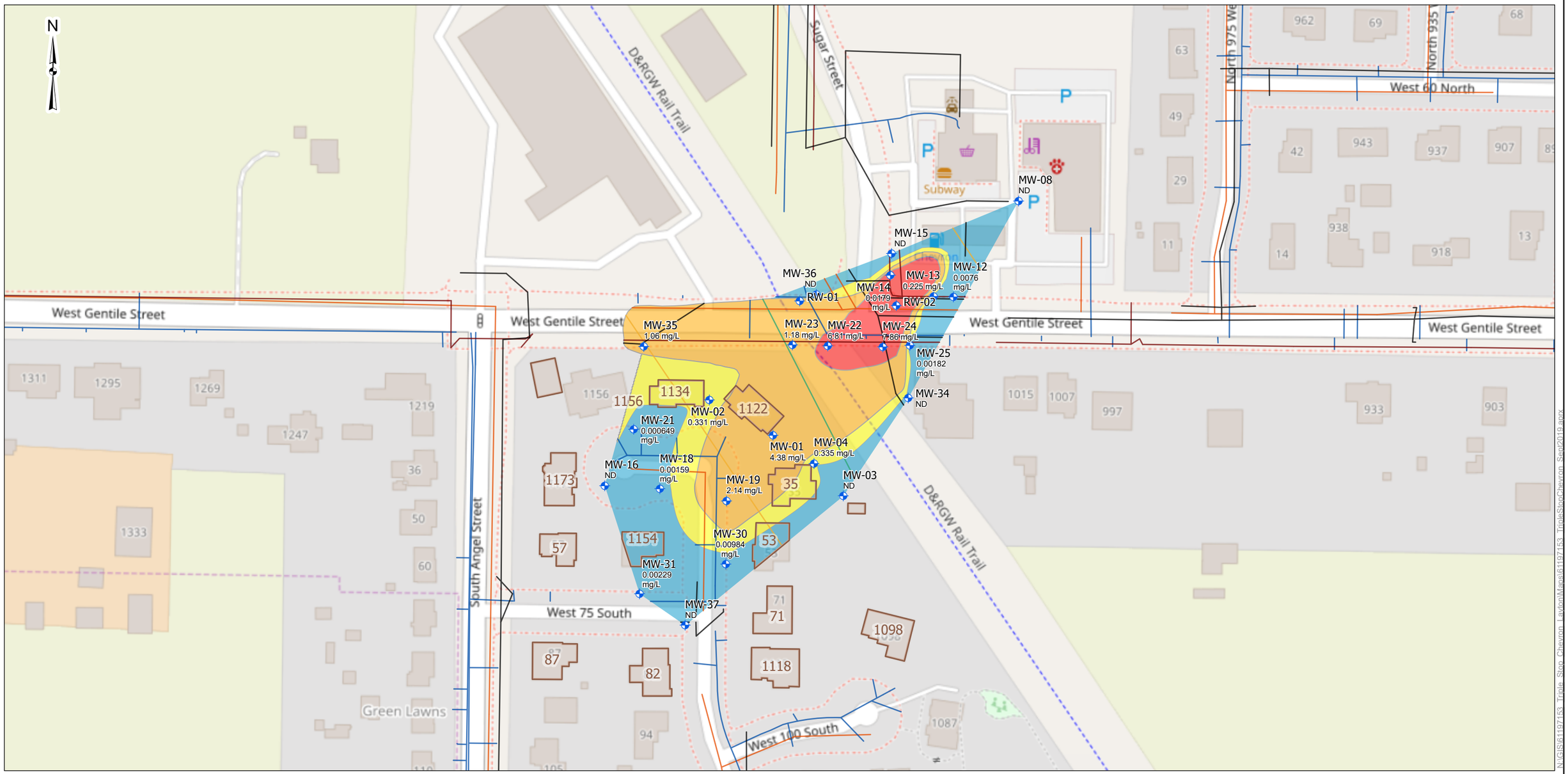

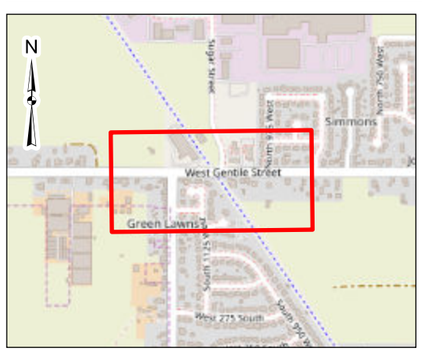

- Storm Drain Lines
- UTOPIA AsBuilt Lines
- Sanitary Sewer Lines
- Waterlines
- D&RGW Rail Line
- Andeavor Pipeline
- Monitoring Well

Benzene Concentrations (mg/L) January 2020

- 0 - <0.3
- 0.3 - <1
- 1 - <5
- >5

DATA SOURCES:
ESRI WMS - World Aerial Imagery, OpenStreetMap

Feet
0 95 190 380

Project No.:	61197153
Date:	Mar 2020
Drawn By:	AST
Reviewed By:	JRG

Terracon
6949 High Tech Dr., Suite 100 Midvale, UT 84047
PH. (801) 545-8500 terracon.com

Benzene Concentrations, January 2020

TSC - Layton Chevron
Triple Stop Chevron Inc.
1034 West Gentile Street
Layton, UT 84041

Exhibit

2

N:\GIS\61197153_Triple_Stop_Chevron_Layton\Maps\61197153_TripleStopChevron_Sep2019.aprx

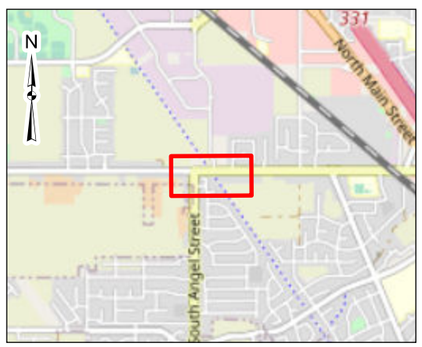

- Monitoring Well
- Storm Drain Lines
- UTOPIA AsBuilt Lines
- Waterlines
- Sanitary Sewer Lines
- D&RGW Rail Line
- Andeavor Pipeline

Benzene Concentrations (mg/L) April 2020

- >5
- 1 - <5
- 0.3 - <1
- 0 - <0.3

DATA SOURCES:
ESRI WMS - World Aerial Imagery, OpenStreetMap

0 100 200 400 Feet

Project No.:	61197153
Date:	May 2020
Drawn By:	AST
Reviewed By:	JRG

Terracon
6949 High Tech Dr., Suite 100 Midvale, UT 84047
PH. (801) 545-8500 terracon.com

Benzene Concentrations, April 2020

TSC - Layton Chevron
Triple Stop Chevron Inc.
1034 West Gentile Street
Layton, UT 84041

Exhibit

3

N:\GIS\61197153_Triple_Stop_Chevron_Layton\Maps\61197153_TripleStopChevron_Sep2019.aprx

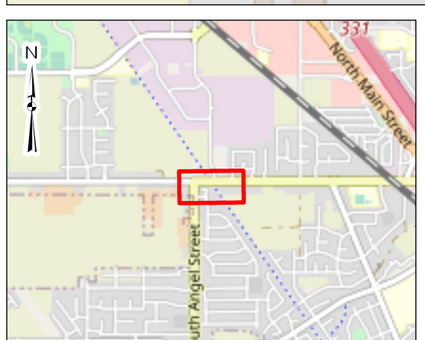

Monitoring Well with Benzene Concentration (mg/L)

Storm Drain Lines

UTOPIA AsBuilt Lines

Waterlines

Sanitary Sewer Lines

Andeavor Pipeline

D&RGW Rail Line

Benzene Concentration (mg/L), October 2020

- >5
- 1 - <5
- 0.3 - <1
- 0 - <0.3

DATA SOURCES:
ESRI WMS - World Aerial Imagery, OpenStreetMap

Feet
0 80 160 320

Project No.:	61197153
Date:	Dec 2020
Drawn By:	AST
Reviewed By:	JRG

Terracon
6949 High Tech Dr., Suite 100 Midvale, UT 84047
PH. (801) 545-8500 terracon.com

Benzene Concentrations, October 2020

TSC - Layton Chevron
Triple Stop Chevron Inc.
1034 West Gentile Street
Layton, UT 84041

Exhibit

4

N:\GIS\61197153_Triple_Stop_Chevron_Layton\Maps\61197153_TripleStopChevron_Sep2019.aprx

APPENDIX B
Analytical Data Tables

Table 1
Monitoring Well Gauging Data
Triple Stop Chevron
1034 West Gentile Street, Layton, Utah
Release NUB; Facility ID 3000500
Terracon Project 61197153

Well ID	DATE	NAPL	DTW	Groundwater Elevation
TOC Elevation	MM/DD/YY	Thickness	feet below TOC	
MW-1	02/26/19	NM	NM	NM
4330.19	03/15/19	0.00	9.77	4320.42
	05/13/19	0.00	9.26	4320.93
	06/05/19	0.00	9.34	4320.85
	06/14/19	0.00	9.56	4320.63
	07/31/19	0.00	10.14	4320.05
	08/30/19	0.00	10.46	4319.73
	09/26/19	0.00	10.60	4319.59
	01/06/20	0.00	10.71	4319.48
	04/01/20	0.00	10.45	4319.74
	10/29/20	0.00	11.20	4318.99
MW-2	02/26/19	NM	NM	NM
4330.01	03/15/19	0.00	10.10	4319.91
	06/05/19	0.00	9.66	4320.35
	06/14/19	0.00	9.84	4320.17
	07/31/19	0.00	10.33	4319.68
	08/30/19	0.00	10.58	4319.43
	01/06/20	0.00	10.92	4319.09
	04/01/20	0.00	10.65	4319.36
	10/29/20	0.00	11.28	4318.73
MW-3	03/15/19	0.00	8.83	4320.46
4329.29	03/19/19	0.00	8.72	4320.57
	06/05/19	0.00	8.36	4320.93
	06/14/19	0.00	8.60	4320.69
	08/30/19	0.00	9.74	4319.55
	01/06/20	0.00	9.84	4319.45
	04/01/20	0.00	9.54	4319.75
MW-4	03/15/19	0.00	9.51	4320.54
4330.05	03/19/19	0.00	9.40	4320.65
	06/05/19	0.00	9.05	4321.00
	06/14/19	0.00	9.30	4320.75
	07/31/19	0.00	10.00	4319.29
	08/30/19	0.00	10.35	4319.70
	01/06/20	0.00	10.56	4319.49
	04/01/20	0.00	10.22	4319.83
	10/29/20	0.00	11.00	4319.05
MW-5	03/15/19	0.00	8.65	4325.22
4333.87	05/13/19	0.00	8.68	4325.19
	06/05/19	0.00	8.78	4325.09
	06/14/19	NM	NM	NM
	08/30/19	0.00	9.89	4323.98
MW-6	03/15/19	0.00	8.50	4325.62
4334.12	05/13/19	0.00	8.57	4325.55
	06/05/19	0.00	8.65	4325.47
	06/14/19	NM	NM	NM
	08/30/19	0.00	9.27	4324.85
MW-7	03/15/19	0.00	8.51	4325.45
4333.96	05/13/19	0.00	8.59	4325.37
	06/05/19	0.00	8.71	4325.25
	06/14/19	0.00	9.02	4324.94
	08/30/19	0.00	10.15	4323.81
MW-8	03/15/19	0.00	9.07	4325.81
4334.88	05/13/19	0.00	9.12	4325.76
	06/05/19	0.00	9.18	4325.70
	06/14/19	NM	NM	NM
	08/30/19	0.00	10.31	4324.57

Table 1
Monitoring Well Gauging Data
Triple Stop Chevron
1034 West Gentile Street, Layton, Utah
Release NUB; Facility ID 3000500
Terracon Project 61197153

Well ID	DATE	NAPL	DTW	Groundwater Elevation
TOC Elevation	MM/DD/YY	Thickness	feet below TOC	
	01/06/20	0.00	10.16	4324.72
	04/01/20	0.00	9.96	4324.92
	10/30/20	0.00	10.96	4323.92
MW-9	03/15/19	0.00	8.95	4325.62
4334.57	05/13/19	0.00	8.99	4325.58
	06/05/19	0.00	9.10	4325.47
	06/14/19	NM	NM	NM
	08/30/19	0.00	10.28	4324.29
MW-10	03/12/19	**0.09**	10.10	4324.43
4334.46	03/15/19	0.00	10.00	4324.46
	03/20/19	0.00	9.98	4324.48
	05/13/19	**1.47**	11.10	4324.46
	06/05/19	NM	NM	-
	06/14/19	0.00	10.64	4323.82
	07/31/19	**0.43**	11.68	4323.10
	08/30/19	**0.52**	11.51	4323.34
	01/08/20	**0.79**	12.24	4322.81
	10/30/20	**0.01**	12.25	4322.22
MW-11	03/15/19	0.00	9.16	4325.53
4334.69	05/13/19	0.00	9.17	4325.52
	06/05/19	0.00	9.33	4325.36
	06/14/19	NM	NM	NM
	08/30/19	0.00	10.57	4324.12
MW-12	02/27/19	NM	NM	NM
4332.49	03/15/19	0.00	7.46	4325.03
	05/13/19	0.00	7.52	4324.97
	06/05/19	NM	NM	NM
	06/14/19	0.00	8.15	4324.34
	08/30/19	0.00	9.45	4323.04
	01/08/20	0.00	9.49	4323.00
	04/01/20	0.00	9.23	4323.26
MW-13	02/27/19	NM	NM	NM
4332.82	03/15/19	0.00	8.00	4324.82
	03/20/18	0.00	8.01	4324.81
	05/13/19	0.00	8.06	4324.76
	06/05/19	NM	NM	NM
	06/14/19	0.00	8.72	4324.10
	08/30/19	0.00	9.98	4322.84
	01/08/20	0.00	10.02	4322.80
	03/31/20	0.00	9.78	4323.04
	10/29/20	0.00	10.53	4322.29
MW-14	02/27/19	NM	NM	NM
4332.86	03/15/19	0.00	8.77	4324.09
	03/20/19	0.00	8.77	4324.09
	05/13/19	0.00	9.56	4323.30
	06/05/19	0.00	9.13	4323.73
	06/14/19	NM	NM	NM
	07/31/19	0.00	9.95	4322.91
	08/30/19	0.00	10.22	4322.64
	01/08/20	0.00	10.30	4322.56
	03/31/20	0.00	10.05	4322.81
	10/29/20	0.00	11.01	4321.85
MW-15	02/27/19	NM	NM	NM
4333.42	03/15/19	0.00	9.43	4323.99
	05/13/19	0.00	9.23	4324.19
	06/05/19	0.00	9.51	4323.91
	60/14/19	0.00	9.69	4323.73

Table 1
Monitoring Well Gauging Data
Triple Stop Chevron
1034 West Gentile Street, Layton, Utah
Release NUB; Facility ID 3000500
Terracon Project 61197153

Well ID	DATE	NAPL	DTW	Groundwater Elevation
TOC Elevation	MM/DD/YY	Thickness	feet below TOC	
	07/31/19	0.00	10.29	4323.13
	08/30/19	0.00	10.56	4322.86
	01/08/20	0.00	10.60	4322.82
	03/31/20	0.00	10.37	4323.05
MW-16	03/15/19	0.00	10.10	4318.11
4328.21	05/13/19	0.00	9.50	4318.71
	06/05/19	0.00	9.54	4318.67
	06/14/19	NM	NM	NM
	07/31/19	0.00	9.94	4318.27
	08/30/19	0.00	10.30	4317.91
	01/06/20	0.00	11.02	4317.19
	04/01/20	0.00	10.71	4317.50
	10/30/20	0.00	11.24	4316.97
MW-17	03/15/19	0.00	9.62	4318.29
4327.91	05/13/19	0.00	9.04	4318.87
	06/05/19	0.00	9.05	4318.86
	06/14/19	NM	NM	NM
	08/30/19	0.00	9.93	4317.98
	10/30/20	0.00	10.81	4317.10
MW-18	03/15/19	0.00	9.12	4318.62
4327.74	05/13/19	0.00	8.55	4319.19
	06/05/19	0.00	8.57	4319.17
	06/14/19	0.00	8.79	4318.95
	08/30/19	0.00	9.45	4318.29
	01/06/20	0.00	10.01	4317.73
	04/01/20	0.00	9.71	4318.03
MW-19	03/15/19	0.00	8.05	4319.07
4327.12	05/13/19	0.00	7.49	4319.63
	06/05/19	0.00	7.51	4319.61
	06/14/19	0.00	7.75	4319.37
	07/31/19	0.00	8.10	4319.02
	08/30/19	0.00	8.46	4318.66
	09/26/19	0.00	8.61	4318.51
	01/07/20	0.00	8.83	4318.29
	04/01/20	0.00	8.59	4318.53
	10/29/20	0.00	9.23	4317.89
MW-20	03/15/19	0.00	8.75	4318.61
4327.36	05/13/19	0.00	8.12	4319.24
	06/05/19	0.00	8.12	4319.24
	06/14/19	0.00	8.34	4319.02
	07/31/19	0.00	8.70	4318.66
	08/30/19	0.00	9.00	4318.36
	10/30/20	0.00	9.83	4317.53
MW-21	03/15/19	0.00	9.55	4318.77
4328.32	05/13/19	0.00	9.01	4319.31
	06/05/19	0.00	9.04	4319.28
	06/14/19	NM	NM	NM
	07/31/19	0.00	9.47	4318.85
	08/30/19	0.00	9.73	4318.59
	01/06/20	0.00	10.36	4317.96
	04/01/20	0.00	10.09	4318.23
MW-22	02/27/19	NM	NM	NM
4333.90	03/20/19	0.00	11.60	4322.30
	05/13/19	0.00	11.45	4322.45
	06/05/19	0.00	11.51	4322.39
	06/14/19	0.00	11.73	4322.17
	07/31/19	0.00	12.39	4321.51

Table 1
Monitoring Well Gauging Data
Triple Stop Chevron
1034 West Gentile Street, Layton, Utah
Release NUB; Facility ID 3000500
Terracon Project 61197153

Well ID	DATE	NAPL	DTW	Groundwater Elevation
TOC Elevation	MM/DD/YY	Thickness	feet below TOC	
	08/30/19	0.00	12.70	4321.20
	01/07/20	0.00	12.83	4321.07
	3//31/20	0.00	12.59	4321.31
	10/29/20	0.00	13.29	4320.61
MW-23	02/27/19	NM	NM	NM
4333.67	03/20/19	0.00	11.90	4321.77
	05/13/19	0.00	11.65	4322.02
	06/05/19	0.00	11.73	4321.94
	06/14/19	0.00	11.94	4321.73
	07/31/19	0.00	12.39	4321.28
	08/30/19	0.00	12.82	4320.85
	09/26/19	0.00	11.92	4321.75
	1/8/20	0.00	13.02	4320.65
	3/31/20	0.00	12.75	4320.92
	10/29/20	0.00	13.36	4320.31
MW-24	03/20/19	0.00	9.98	4323.34
4333.32	05/13/19	0.00	9.92	4323.40
	06/05/19	0.00	10.06	4323.26
	06/14/19	0.00	10.38	4322.94
	07/31/19	0.00	11.30	4322.02
	08/30/19	0.00	11.61	4321.71
	01/07/20	0.00	11.66	4321.66
	03/31/20	0.00	11.42	4321.90
	10/29/20	0.00	12.22	4321.10
MW-25	03/20/19	0.00	9.01	4323.90
4332.91	05/13/19	0.00	9.00	4323.91
	06/05/19	0.00	9.14	4323.77
	06/14/19	0.00	9.52	4323.39
	07/31/19	0.00	10.59	4322.32
	08/30/19	0.00	10.88	4322.03
	01/07/20	0.00	10.94	4321.97
	03/31/20	0.00	10.68	4322.23
MW-26	03/19/19	0.00	8.31	4324.36
4332.67	05/13/19	0.00	8.22	4324.45
	06/05/19	0.00	8.44	4324.23
	06/14/19	0.00	8.78	4323.89
	08/30/19	0.00	10.25	4322.42
MW-27	03/20/19	0.00	13.37	4319.95
4333.32	05/13/19	0.00	13.01	4320.31
	06/05/19	0.00	13.07	4320.25
	06/14/19	0.00	13.19	4320.13
	08/30/19	0.00	13.80	4319.52
MW-28	03/20/19	NM	NM	NM
4326.51	05/13/19	0.00	7.91	4318.60
	06/05/19	0.00	7.90	4318.61
	06/14/19	0.00	NM	NM
	08/30/19	0.00	8.90	4317.61
MW-29	03/20/19	NM	NM	NM
4326.35	05/13/19	0.00	8.05	4318.30
	06/05/19	0.00	8.05	4318.30
	06/14/19	0.00	8.27	4318.08
	08/30/19	0.00	9.00	4317.35
MW-30	03/20/19	0.00	NM	NM
4326.86	05/13/19	0.00	7.84	4319.02
	06/05/19	0.00	7.84	4319.02
	06/14/19	0.00	8.10	4318.76
	08/30/19	0.00	8.88	4317.98

Table 1
Monitoring Well Gauging Data
Triple Stop Chevron
1034 West Gentile Street, Layton, Utah
Release NUB; Facility ID 3000500
Terracon Project 61197153

Well ID	DATE	NAPL	DTW	Groundwater Elevation
TOC Elevation	MM/DD/YY	Thickness	feet below TOC	
	01/07/20	0.00	9.28	4317.58
	04/01/20	0.00	9.03	4317.83
	10/29/20	0.00	9.68	4317.18
MW-31	03/27/19	0.00	8.36	4317.50
4325.86	06/05/19	0.00	7.99	4317.87
	06/14/19	0.00	8.2	4317.66
	07/31/19	0.00	8.58	4317.28
	08/30/19	0.00	8.85	4317.01
	01/06/20	0.00	9.42	4316.44
	04/01/20	0.00	9.13	4316.73
	10/29/20	0.00	9.70	4316.16
MW-32	03/27/19	0.00	8.74	4317.15
4325.89	06/05/19	0.00	8.36	4317.53
	06/14/19	0.00	8.57	4317.32
	07/31/19	0.00	8.48	4317.41
	08/30/19	0.00	9.20	4316.69
MW-33	03/27/19	0.00	8.06	4324.93
4332.99	06/05/19	0.00	8.45	4324.54
	06/14/19	0.00	8.78	4324.21
	08/30/19	0.00	10.16	4322.83
MW-34	03/27/19	0.00	NM	NM
4331.78	06/05/19	0.00	8.92	4322.86
	06/14/19	0.00	9.22	4322.56
	08/30/19	0.00	10.48	4321.30
	01/07/20	0.00	10.45	4321.33
	04/01/20	0.00	10.19	4321.59
MW-35	04/02/19	0.00	NM	NM
4332.19	06/05/19	0.00	12.91	4319.28
	06/14/19	0.00	12.98	4319.21
	08/30/19	0.00	13.37	4318.82
	01/08/20	0.00	13.72	4318.47
	03/31/20	0.00	13.44	4318.75
	10/20/20	0.00	13.86	4318.33
MW-36	04/02/19	0.00	NM	NM
4333.26	06/05/19	0.00	10.67	4322.59
	06/14/19	0.00	10.83	4322.43
	08/30/19	0.00	11.60	4321.66
	01/07/20	0.00	11.74	4321.52
	03/31/20	0.00	11.5	4321.76
	10/30/20	0.00	12.19	4321.07
MW-37	04/02/19	0.00	NM	NM
4326.48	06/05/19	0.00	8.71	4317.77
	06/14/19	0.00	8.93	4317.55
	08/30/19	0.00	9.58	4316.90
	01/06/20	0.00	10.1	4316.38
	04/01/20	0.00	9.84	4316.64
	10/29/20	0.00	10.36	4316.12
EW-1	05/23/19	0.00	8.82	4325.48
4334.30	05/24/19	**0.01**	8.91	4325.40
	06/05/19	0.00	9.93	4324.37
	07/03/19	0.00	10.48	4323.82
	08/30/19	0.00	10.95	4323.35
	01/08/20	0.00	10.90	4323.40
EW-2	05/23/19	0.00	8.73	4325.44
4334.17	05/24/19	**Trace**	8.81	4325.36
	06/05/19	0.00	9.84	4324.33
	07/03/19	0.00	10.10	DRY

Table 1
Monitoring Well Gauging Data
Triple Stop Chevron
1034 West Gentile Street, Layton, Utah
Release NUB; Facility ID 3000500
Terracon Project 61197153

Well ID	DATE	NAPL	DTW	Groundwater Elevation
TOC Elevation	MM/DD/YY	Thickness	feet below TOC	
	08/30/19	0.00	10.07	4324.10
	01/08/20	0.00	10.09	4324.08
EW-3	05/23/19	0.00	8.61	4325.49
4334.10	05/24/19	0.00	8.69	4325.41
	06/05/19	NM	NM	NM
	07/03/19	NM	NM	NM
	08/30/19	0.00	10.73	4323.37
	01/08/20	0.00	10.66	4323.44
	03/31/20	0.00	10.43	4323.67
EW-4	05/23/19	**0.13**	9.55	4324.84
4334.29	05/24/19	**0.15**	9.90	4324.50
	06/05/19	NM	NM	NM
	07/03/19	NM	NM	NM
	08/30/19	**0.09**	11.44	4322.92
	01/08/20	**1.18**	12.38	4322.80
	10/30/20	0.00	13.4	4320.89

Notes:
TOC = Top of Casing, Monitoring Well Surveyed Elevation
DTP - Depth to product

Table 2
Monitoring Well Data and Analytical Results
Triple Stop Chevron
1034 West Gentile Street, Layton, Utah
Release NUB; Facility ID 3000500
Terracon Project 61197153

Sample ID	DATE MM/DD/YY	BENZENE (mg/L)	ETHYL-BENZENE (mg/L)	MTBE (mg/L)	NAPH-THALENE (mg/L)	TOLUENE (mg/L)	XYLENES (mg/L)	TPH-GRO (mg/L)	TPH-DRO (mg/L)	Ethanol (mg/L)	FPT (feet)	DTW (feet)	Groundwater Elevation (feet)
Initial Screening Level		0.005	0.7	0.2	0.7	1	10	1	1	NE			
Tier 1 Screening Level		0.3	4	0.2	0.7	3	10	10	10	NE			
MW-1	02/26/19	10.6	1.28	<0.005	0.101	0.416	1.63	17.6	1.3	NA	NM	NM	--
	03/15/19	3.06	0.377	<0.005	0.037	0.595	1.41	7.67	1.1	NA	0.00	9.77	--
	09/04/19	6.70	0.551	<0.00100	0.0440	2.41	3.18	18.00	1.06	NA	0.00	10.46	4319.73
	09/26/19	5.63	0.475	<0.100	<0.100	2.06	2.53	11.00	1.73	NA	0.00	10.60	4319.59
	01/06/20	4.38	0.578	<0.100	0.0773	2.08	3.28	25.50	0.912	NA	0.00	10.71	4319.48
MW-101[1]	01/06/20	5.03	0.689	<0.100	0.0710	2.54	3.93	29.10	1.010	NA	0.00	10.71	4319.48
MW-1	04/01/20	1.08	0.167	<0.200	<1.00	0.337	0.688	<100	0.440	NA	0.00	10.45	4319.74
MW-111	04/01/20	1.19	0.205	<0.00100	0.0288	0.306	0.815	6.56	0.476	NA	0.00	10.45	4319.74
MW-1	10/29/20	3.59	0.484	<0.002	0.0385	2.040	2.110	15.10	0.737	NA	0.00	11.20	4318.99
MW-2	02/26/19	4.74	<0.012	<0.005	0.053	<0.012	0.106	6.95	<1.0	NA	NM	NM	NA
	03/15/19	1.24	0.030	<0.005	0.028	0.018	0.086	2.40	<1.0	NA	0.00	10.10	4319.91
	09/04/19	0.0214	0.00398	<0.00100	<0.00500	<0.00100	<0.00300	0.430	<0.100	NA	0.00	10.58	4319.43
	01/06/20	0.3310	0.0522	<0.00100	0.00473	0.000562	0.0182	1.760	0.0807	NA	0.00	10.92	4319.09
	04/01/20	0.755	0.132	<0.0100	0.0309	0.0134	0.6320	4.480	0.383	NA	0.00	10.65	4319.36
	10/29/20	1.120	0.370	<0.001	0.0532	0.0226	1.2	9.050	0.636	NA	0.00	11.28	4318.73
MW-3*	03/15/19	0.550	0.073	<0.005	<0.012	0.027	0.813	2.71	<1.0	NA	0.00	9.51	4319.78
MW-3	03/19/19	<0.005	<0.012	<0.005	<0.012	<0.012	<0.012	<0.125	<1.0	NA	0.00	8.72	4320.57
	09/04/19	<0.00100	<0.00100	<0.00100	<0.00100	<0.00100	<0.00100	0.327	<0.100	NA	0.00	9.74	4319.55
	01/06/20	<0.00100	<0.00100	<0.00100	<0.00100	<0.00100	<0.00100	<0.500	<0.100	NA	0.00	9.84	4319.45
	04/01/20	0.00168	<0.00100	<0.00100	<0.00500	<0.00100	<0.00100	<0.500	<0.100	NA	0.00	9.54	4319.75
MW-4*	03/15/19	<0.005	<0.012	<0.005	<0.012	<0.012	<0.012	<0.125	<1.0	NA	0.00	8.83	4321.22
MW-4	03/19/19	0.256	0.020	<0.005	<0.012	<0.012	0.302	1.23	<1.0	NA	0.00	9.40	4320.65
	09/04/19	0.00500	<0.00100	<0.00100	<0.00100	<0.00100	<0.00100	0.351	<0.100	NA	0.00	10.35	4319.70
	01/06/20	0.33500	0.00165	<0.00100	<0.00100	0.0149	0.0103	1.680	<0.100	NA	0.00	10.56	4319.49
	04/01/20	0.0986	<0.00100	<0.00100	<0.00500	0.00319	<0.00300	0.259	<0.100	NA	0.00	10.22	4319.83
	10/29/20	0.011	<0.00100		<0.00500	<0.00100	<0.00300	0.0598	<0.100	NA	0.00	11.00	4319.05
MW-5	03/15/19	<0.005	<0.012	<0.005	<0.012	<0.012	<0.012	<0.125	<1.0	NA	0.00	8.65	4325.22
MW-6	03/15/19	<0.005	<0.012	<0.005	<0.012	<0.012	<0.012	<0.125	<1.0	NA	0.00	8.50	4325.62
MW-7	03/15/19	<0.005	<0.012	<0.005	<0.012	<0.012	<0.012	<0.125	<1.0	NA	0.00	8.51	4325.45
MW-8	03/15/19	<0.005	<0.012	<0.005	<0.012	<0.012	<0.012	<0.125	<1.0	NA	0.00	9.07	4325.81
	09/04/19	<0.00100	<0.00100	<0.00100	<0.00100	<0.00100	<0.00100	0.33	<0.100	NA	0.00	10.31	4324.57
	01/06/20	<0.00100	<0.00100	<0.00100	<0.00100	<0.00100	<0.00100	<0.500	<0.100	NA	0.00	10.16	4324.72
	03/31/20	<0.00100	<0.00100	<0.00100	<0.00100	<0.00100	<0.00100	<0.500	<0.100	NA	0.00	9.96	4324.92
	10/29/20	<0.00100	<0.00100	<0.0001	0.00101	<0.00100	<0.00300	<0.100	<0.0247	NA	0.00	10.96	4323.92
MW-9	03/15/19	<0.005	<0.012	<0.005	<0.012	<0.012	<0.012	<0.125	<1.0	NA	0.00	8.95	4325.62
MW-10	03/12/19	9.32	1.12	<0.005	0.221	4.65	7.72	33.1	13.2	NA	0.09	10.10	4324.43
	03/15/19	14.5	2.32	<0.005	0.394	25.1	18.1	78.0	11.8	NA	0.00	10.00	4324.46
	03/20/19	13.8	2.13	<0.100	0.598	17.9	16.2	68.7	13.3	NA	0.00	9.98	4324.48
MW-11	03/15/19	<0.005	<0.012	<0.005	<0.012	<0.012	<0.012	<0.125	<1.0	NA	0.00	9.16	4325.53
MW-12	02/27/19	0.322	0.019	<0.005	<0.012	0.125	0.069	4.54	<1.0	<1	NM	NM	--
	03/15/19	0.158	0.012	<0.005	<0.012	0.082	0.044	4.92	<1.0	NA	0.00	7.46	4325.03
	09/05/19	0.0746	0.00274	<0.00100	<0.00500	0.00673	0.0107	2.11	0.0562	NA	0.00	10.57	4321.92
	01/08/20	0.00760	<0.00100	<0.00100	<0.00500	<0.00100	0.00110	0.193	<0.100	NA	0.00	9.49	4323.00
	03/31/20	0.00361	<0.00100	<0.00100	<0.00500	<0.00100	0.00172	0.159	<0.100	NA	0.00	9.23	4323.26
MW-13	02/27/19	4.98	1.06	<0.200	<0.500	4.57	8.38	19.0	4.4	<50	NM	NM	--
	03/15/19	2.29	0.464	<0.005	0.039	1.27	3.06	10.7	2.1	NA	0.00	8.00	4324.82
	03/20/18	3.02	0.635	<0.005	0.045	1.97	4.42	17.0	2.9	NA	0.00	8.01	4324.81
	09/05/19	2.530	1.53	<0.00100	0.171	1.47	11.50	57.3	2.5	NA	0.00	9.88	4322.94
	01/08/20	0.225	0.133	<0.100	0.0298	0.0127	0.756	4.09	0.655	NA	0.00	10.02	4322.80
	03/31/20	0.402	0.220	<0.0100	0.0383	0.0317	1.340	4.38	1.270	NA	0.00	9.78	4323.04
	10/29/20	0.532	0.191	<0.001	0.0688	0.0573	0.876	4.19	0.762	NA	0.00	10.53	4322.29
MW-14	02/27/19	2.09	0.511	<0.005	0.046	0.804	3.44	13.5	3.3	<1	NM	NM	--
	03/15/19	1.16	0.365	<0.005	0.039	0.765	2.56	9.21	2.5	NA	0.00	8.77	4324.09
	03/20/19	2.38	0.341	<0.005	0.034	1.44	2.43	11.0	2.1	NA	0.00	8.77	4324.09
	09/05/19	0.798	0.082	<0.00100	0.0204	0.485	0.428	6.3	0.415	NA	0.00	10.22	4322.64
	01/08/20	0.0179	0.00143	<0.00100	<0.00500	0.000857	0.00136	1.02	<0.100	NA	0.00	10.30	4322.56
MW-114[1]	01/08/20	0.0183	0.00155	<0.00100	<0.00100	0.000861	0.00152	0.954	<0.100	NA	0.00	10.30	4322.56
MW-14	03/31/20	0.0317	0.00282	<0.00100	<0.00100	0.00119	0.00383	0.811	<0.100	NA	0.00	10.05	4322.81
	10/29/20	0.00096	0.00019	<0.0001	<0.0050	<0.00100	0.00048	0.375	<0.247	NA	0.00	11.01	4321.85

Table 2
Monitoring Well Data and Analytical Results
Triple Stop Chevron
1034 West Gentile Street, Layton, Utah
Release NUB; Facility ID 3000500
Terracon Project 61197153

Sample ID	DATE MM/DD/YY	BENZENE (mg/L)	ETHYL-BENZENE (mg/L)	MTBE (mg/L)	NAPH-THALENE (mg/L)	TOLUENE (mg/L)	XYLENES (mg/L)	TPH-GRO (mg/L)	TPH-DRO (mg/L)	Ethanol (mg/L)	FPT (feet)	DTW (feet)	Groundwater Elevation (feet)
Initial Screening Level		0.005	0.7	0.2	0.7	1	10	1	1	NE			
Tier 1 Screening Level		0.3	4	0.2	0.7	3	10	10	10	NE			
MW-15	02/27/19	0.318	<0.012	<0.005	<0.012	<0.012	0.031	3.28	<1.0	<1	NM	NM	--
	03/15/19	0.038	<0.012	<0.005	<0.012	<0.012	<0.012	0.334	<1.0	NA	0.00	9.43	4323.99
	09/05/19	0.00184	<0.00100	<0.00100	<0..00500	<0.00100	<0.00300	0.217	<0.100	NA	0.00	10.56	4322.86
	01/08/20	<0.00100	<0.00100	<0.00100	<0..00500	<0.00100	<0.00300	<0.500	<0.100	NA	0.00	10.60	4322.82
	03/31/20	<0.00100	<0.00100	<0.00100	<0..00500	<0.00100	<0.00300	<0.500	<0.100	NA	0.00	10.37	4323.05
MW-16	03/15/19	<0.005	<0.012	<0.005	<0.012	<0.012	<0.012	<0.125	<1.0	NA	0.00	10.10	4318.11
	09/04/19	<0.00100	<0.00100	<0.00100	<0.00500	<0.00100	<0.00300	0.323	<0.100	NA	0.00	10.30	4317.91
	01/06/20	<0.00100	<0.00100	<0.00100	<0.00500	<0.00100	<0.00300	<0.500	<0.100	NA	0.00	11.02	4317.19
	04/01/20	<0.00100	<0.00100	<0.00100	<0.00500	<0.00100	<0.00300	<0.500	<0.100	NA	0.00	10.71	4317.50
MW-17	03/15/19	<0.005	<0.012	<0.005	<0.012	<0.012	<0.012	<0.125	<1.0	NA	0.00	9.62	4318.29
MW-18	03/15/19	<0.005	<0.012	<0.005	<0.012	<0.012	<0.012	<0.125	<1.0	NA	0.00	9.12	4318.62
	09/04/19	<0.00100	<0.00100	<0.00100	<0.00500	<0.00100	<0.00300	0.324	<0.100	NA	0.00	9.45	4318.29
	01/06/20	0.00159	<0.00100	<0.00100	<0.00500	<0.00100	<0.00300	<0.500	<0.100	NA	0.00	10.01	4317.73
	04/01/20	<0.00100	<0.00100	<0.00100	<0.00500	<0.00100	<0.00300	<0.500	<0.100	NA	0.00	9.71	4318.03
MW-19	03/15/19	4.23	0.423	<0.005	0.040	0.085	0.333	6.29	<1.0	NA	0.00	8.05	4319.07
	09/04/19	8.13	0.81	<0.00100	0.0548	0.0589	0.0589	10.30	1.47	NA	0.00	8.46	4318.66
	09/27/19	9.70	0.746	<0.0400	0.0862	0.0464	1.51	12.50	1.68	NA	0.00	8.61	4318.51
	01/07/20	2.14	0.0558	<0.00100	0.00401	0.00165	<0.00300	4.56	0.198	NA	0.00	8.83	4318.29
	04/01/20	4.58	0.3720	<0.00500	<0.250	<0.0500	0.0569	14.20	0.559	NA	0.00	8.59	4318.53
	10/29/20	1.19	0.2240	<0.005	<0.05	0.08530	0.517	5.59	0.371	NA	0.00	9.23	4317.89
MW-20	03/15/19	<0.005	<0.012	<0.005	<0.012	<0.012	<0.012	<0.125	<1.0	NA	0.00	8.75	4318.61
MW-21	03/15/19	<0.005	<0.012	<0.005	<0.012	<0.012	<0.012	<0.125	<1.0	NA	0.00	9.55	4318.77
	09/04/19	<0.00100	<0.00100	<0.00100	<0.00500	<0.00100	<0.00300	0.361	<0.100	NA	0.00	9.73	4318.59
	01/06/20	0.000649	<0.00100	<0.00100	<0.00500	<0.00100	<0.00300	<0.500	0.19	NA	0.00	10.35	4317.97
	04/01/20	0.00756	<0.00100	<0.00100	<0.00500	<0.00100	<0.00300	<0.500	<0.100	NA	0.00	10.09	4318.23
MW-22	02/27/19	6.32	2.12	<0.200	<0.500	10.4	16.9	41.4	6.7	<50	NM	NM	--
	03/20/19	0.421	0.116	<0.005	0.016	0.182	0.665	2.35	1.1	NA	0.00	11.60	4322.30
	09/04/19	0.251	0.180	<0.00100	0.0286	0.462	1.280	7.40	1.08	NA	0.00	12.70	4321.20
	01/07/20	6.81	1.11	<0.00100	0.144	1.06	2.06	29.50	1.85	NA	0.00	12.83	4321.07
	03/31/20	3.62	0.495	<0.100	<0.500	1.58	2.08	15.90	1.45	NA	0.00	12.59	4321.31
	10/29/00	0.117	0.136	<0.0001	0.02	0.0212	0.366	3.09	0.394	NA	0.00	13.29	4320.61
MW-122	03/31/20	3.72	0.562	<0.00100	0.0892	1.84	2.33	17.00	1.26	NA	0.00	12.59	4321.31
MW-23	02/27/19	5.85	1.09	<0.005	<0.012	5.96	8.56	21.5	5.2	<50	NM	NM	--
	03/20/19	0.184	0.048	<0.005	<0.012	0.231	0.270	1.02	<1.0	NA	0.00	11.90	4321.77
	09/26/19	0.728	0.143	<0.00200	0.0668	0.417	0.382	1.96	0.917	NA	0.00	11.92	4321.75
	01/08/20	1.180	0.188	<0.00100	<0.00100	0.0602	0.412	6.26	0.311	NA	0.00	13.02	4320.65
	03/31/20	2.240	0.177	<0.0250	<0.125	0.971	0.538	8.90	0.363	NA	0.00	12.75	4320.92
	10/29/20	0.0151	0.0232	<0.0001	0.00374	0.00058	0.00752	0.404	<0.100	NA	0.00	13.36	4320.31
MW-24	03/20/19	5.42	0.942	<0.005	0.132	0.233	7.11	18.6	4.9	NA	0.00	9.98	4323.34
	09/04/19	0.00507	<0.00100	<0.00100	<0.00500	<0.00100	<0.00300	0.390	0.0394	NA	0.00	11.61	4321.71
MW-24A	09/04/19	0.00495	<0.00100	<0.00100	<0.00500	<0.00100	<0.00300	0.383	0.0321	NA	0.00	11.61	4321.71
MW-24	01/07/20	7.86	1.27	<0.00100	0.0705	0.0304	1.18	20.3	1.35	NA	0.00	11.66	4321.66
	03/31/20	0.853	0.258	<0.0250	0.0309	0.0161	0.754	<12.5	1.10	NA	0.00	11.42	4321.49
	10/29/20	4.32	0.506	<0.002	0.0942	0.32	5.660	36.6	2.6	NA	0.00	12.22	4321.10
MW-25	03/20/19	1.25	0.298	<0.005	0.028	0.243	2.06	5.53	1.5	NA	0.00	9.01	4323.90
	09/04/19	0.000668	<0.00100	<0.00100	<0.00500	<0.00100	<0.00300	0.351	<0.100	NA	0.00	10.88	4322.03
MW-25A	09/04/19	0.000899	<0.00100	<0.00100	<0.00500	<0.00100	<0.00300	0.349	<0.100	NA	0.00	10.88	4322.03
MW-25	01/07/20	0.00182	<0.00100	<0.00100	<0.00500	<0.00100	<0.00300	<0.500	<0.100	NA	0.00	10.94	4321.97
	03/31/20	0.00136	<0.00100	<0.00100	<0.00500	<0.00100	<0.00300	<0.500	<0.100	NA	0.00	10.68	4322.23
MW-26	03/19/19	0.127	<0.012	<0.005	<0.012	0.012	0.033	0.991	<1.0	NA	0.00	8.31	4324.36
MW-27	03/20/19	0.281	0.056	<0.005	<0.012	0.618	0.334	1.44	<1.0	NA	0.00	13.37	4319.95
MW-28	03/20/19	<0.005	<0.012	<0.005	<0.012	<0.012	<0.012	<0.125	<1.0	NA	NM	NM	--
MW-29	03/20/19	0.120	<0.012	<0.005	<0.012	<0.012	<0.012	<0.125	<1.0	NA	NM	NM	--
MW-30	03/20/19	0.820	0.076	<0.005	<0.012	0.014	0.068	0.978	<1.0	NA	NM	NM	--
	09/04/19	0.139	0.0584	<0.00100	<0.0050	<0.00100	<0.00100	0.516	0.0784	NA	0.00	8.88	4317.98
	01/07/20	0.00984	<0.00100	<0.00100	<0.0050	<0.00100	<0.00300	<0.500	<0.100	NA	0.00	9.28	4317.58
	04/01/20	0.00348	<0.00100	<0.00100	<0.0050	<0.00100	<0.00300	<0.500	<0.100	NA	0.00	9.03	4317.83
	10/29/20	0.0204	<0.00100	<0.0001	<0.0050	<0.00100	<0.00300	0.0932	<0.0247	NA	0.00	9.68	4317.18
MW-31	03/27/19	<0.005	<0.012	<0.005	<0.012	<0.012	<0.012	<0.125	<1.0	NA	0.00	8.36	4317.50

Table 2
Monitoring Well Data and Analytical Results
Triple Stop Chevron
1034 West Gentile Street, Layton, Utah
Release NUB; Facility ID 3000500
Terracon Project 61197153

Sample ID	DATE MM/DD/YY	BENZENE (mg/L)	ETHYL-BENZENE (mg/L)	MTBE (mg/L)	NAPH-THALENE (mg/L)	TOLUENE (mg/L)	XYLENES (mg/L)	TPH-GRO (mg/L)	TPH-DRO (mg/L)	Ethanol (mg/L)	FPT (feet)	DTW (feet)	Groundwater Elevation (feet)
Initial Screening Level		**0.005**	**0.7**	**0.2**	**0.7**	**1**	**10**	**1**	**1**	**NE**			
Tier 1 Screening Level		**0.3**	**4**	**0.2**	**0.7**	**3**	**10**	**10**	**10**	**NE**			
	09/04/19	<0.00100	<0.00100	<0.00100	<0.00100	<0.00100	<0.00100	**0.34**	<0.100	NA	0.00	8.85	4317.01
	01/06/20	<0.00100	<0.00100	<0.00100	<0.00100	<0.00100	<0.00100	<0.500	<0.100	NA	0.00	9.42	4316.44
	04/01/20	**0.0342**	<0.00100	<0.00100	<0.00100	<0.00100	<0.00100	**0.134**	<0.100	NA	0.00	9.13	4316.73
	10/29/20	**0.0375**	<0.00100	<0.0001	<0.00100	<0.00100	<0.00100	**0.385**	<0.02	NA	0.00	9.70	4316.16
MW-32	03/27/19	<0.005	<0.012	<0.005	<0.012	<0.012	<0.012	<0.125	<1.0	NA	0.00	8.74	4317.15
MW-33	03/27/19	<0.005	<0.012	<0.005	<0.012	<0.012	<0.012	<0.125	<1.0	NA	0.00	8.06	4324.93
MW-34	03/27/19	<0.005	<0.012	<0.005	<0.012	<0.012	<0.012	<0.125	<1.0	NA	NM	NM	-
	09/04/19	**0.00253**	<0.00100	<0.00100	<0.00500	<0.00100	<0.00300	**0.336**	<0.100	NA	0.00	10.48	4321.30
	01/07/20	<0.00100	<0.00100	<0.00100	<0.00500	<0.00100	<0.00300	<0.500	<0.100	NA	0.00	10.45	4321.33
	03/31/20	<0.00100	<0.00100	<0.00100	<0.00500	<0.00100	<0.00300	<0.500	<0.100	NA	0.00	10.19	4321.59
MW-35	04/02/19	**0.927**	<0.012	<0.005	**0.017**	**0.078**	**0.258**	**1.84**	<1.0	NA	NM	NM	--
	09/04/19	**1.52**	**0.0931**	<0.00100	**0.0121**	**0.140**	**0.558**	**5.81**	**0.262**	NA	0.00	13.37	4318.82
	01/08/20	**1.06**	**0.0735**	<0.00100	**0.0255**	**0.199**	**0.203**	**4.70**	**0.161**	NA	0.00	13.72	4318.47
	03/31/20	**0.0789**	**0.0292**	<0.00100	**0.0125**	**0.00267**	**0.0673**	**0.62**	**0.0710**	NA	0.00	13.44	4318.75
MW-36	04/02/19	**0.026**	<0.012	<0.005	<0.012	<0.012	<0.012	<0.125	<1.0	NA	NM	NM	-
	09/04/19	**0.193**	<0.00100	<0.00100	<0.00500	<0.00100	**0.00352**	**1.31**	<0.100	NA	0.00	11.60	4321.66
	01/07/20	<0.00100	<0.00100	<0.00100	<0.00500	<0.00100	<0.00300	<0.500	<0.100	NA	0.00	11.74	4321.52
	03/31/20	<0.00100	<0.00100	<0.00100	<0.00500	<0.00100	<0.00300	<0.500	<0.100	NA	0.00	11.50	4321.76
MW-37	04/02/19	**0.086**	<0.012	<0.005	<0.012	<0.012	<0.012	<0.125	<1.0	NA	NM	NM	-
	09/04/19	<0.00100	<0.00100	<0.00100	<0.00100	<0.00100	<0.00100	**0.334**	<0.105	NA	0.00	9.58	4316.90
	01/06/20	<0.00100	<0.00100	<0.00100	<0.00100	<0.00100	<0.00100	<0.500	<0.100	NA	0.00	10.10	4316.38
	04/01/20	<0.00100	<0.00100	<0.00100	<0.00100	<0.00100	<0.00100	<0.500	<0.100	NA	0.00	9.84	4316.64
	10/29/20	<0.00100	<0.00100	<0.00100	<0.00100	<0.00100	<0.00100	<0.100	<0.0329	NA	0.00	10.36	4316.12
EW-3	03/31/20	**4.14**	**1.87**	<0.0500	**0.458**	**4.290**	**23.600**	**82.800**	**12.20**	NA	0.00	10.43	4323.67
RW-1	09/18/19	**1.21**	**1.22**	<0.100	**0.246**	**3.53**	**10.6**	**54.3**	**5.81**	NA	0.00	NM	-
	04/02/20	**<0.100**	**0.36**	<0.100	<0.500	**0.644**	**3.14**	**14.4**	**2.49**	NA	0.00	NM	-
RW-2	09/18/19	**11.6**	**2.20**	<0.500	**0.303**	**18.5**	**16.7**	**143**	**6.23**	NA	0.00	NM	-
	04/02/20	**4.1**	**1.51**	<0.0500	**0.148**	**13.2**	**12.9**	**79.7**	**3.81**	NA	0.00	NM	-
Layton 1014 E	03/04/19	<0.005	<0.012	<0.005	<0.012	<0.012	<0.012	**0.175**	<1.0	NA	NM	NM	NM
1140 W. Gentile	03/13/19	<0.005	<0.012	<0.005	<0.012	<0.012	<0.012	<0.125	<1.0	NA	NM	NM	NM

Notes:
*** The sample labels for MW-3 & MW-4 were reversed on 3/15/19. Resampled on 3/19/:** **TPH -DRO = Total Petroleum Hydrocarbons as Diesel**
TPH -GRO = Total Petroleum Hydrocarbons as Gasoline **DTW = Depth to Water**
FPT = Free Product Thickness

APPENDIX C

Chain of Custody and Laboratory Data Sheets

ANALYTICAL REPORT

November 13, 2020

1 Cp
2 Tc
3 Ss
4 Cn
5 Sr
6 Qc
7 Gl
8 Al
9 Sc

Terracon - Salt Lake City, UT

Sample Delivery Group:	L1280399
Samples Received:	10/31/2020
Project Number:	61197153
Description:	Triple Stop Chevron
Report To:	Curt Stripeika 6949 South High Tech Drive Midvale, UT 84047

Entire Report Reviewed By: Chris Ward

Chris Ward
Project Manager

TABLE OF CONTENTS

1 Cp
2 Tc
3 Ss
4 Cn
5 Sr
6 Qc
7 Gl
8 Al
9 Sc

MW-1 L1280399-01 GW

Collected by: Chase Maeser | Collected date/time: 10/29/20 10:45 | Received date/time: 10/31/20 10:00

Method	Batch	Dilution	Preparation date/time	Analysis date/time	Analyst	Location
Volatile Organic Compounds (GC) by Method 8015D/GRO	WG1574688	20	11/11/20 17:06	11/11/20 17:06	ACG	Mt. Juliet, TN
Volatile Organic Compounds (GC/MS) by Method 8260B	WG1572658	20	11/07/20 22:30	11/07/20 22:30	JCP	Mt. Juliet, TN
Semi-Volatile Organic Compounds (GC) by Method 3511/8015	WG1570978	1	11/04/20 17:58	11/09/20 14:39	DMG	Mt. Juliet, TN

MW-2 L1280399-02 GW

Collected by: Chase Maeser | Collected date/time: 10/29/20 10:24 | Received date/time: 10/31/20 10:00

Method	Batch	Dilution	Preparation date/time	Analysis date/time	Analyst	Location
Volatile Organic Compounds (GC) by Method 8015D/GRO	WG1574688	10	11/11/20 17:30	11/11/20 17:30	ACG	Mt. Juliet, TN
Volatile Organic Compounds (GC/MS) by Method 8260B	WG1571622	10	11/05/20 17:39	11/05/20 17:39	TJJ	Mt. Juliet, TN
Semi-Volatile Organic Compounds (GC) by Method 3511/8015	WG1570978	1	11/04/20 17:58	11/09/20 15:04	DMG	Mt. Juliet, TN

MW-4 L1280399-03 GW

Collected by: Chase Maeser | Collected date/time: 10/29/20 13:47 | Received date/time: 10/31/20 10:00

Method	Batch	Dilution	Preparation date/time	Analysis date/time	Analyst	Location
Volatile Organic Compounds (GC) by Method 8015D/GRO	WG1574688	1	11/11/20 17:54	11/11/20 17:54	ACG	Mt. Juliet, TN
Volatile Organic Compounds (GC/MS) by Method 8260B	WG1571622	1	11/05/20 14:56	11/05/20 14:56	TJJ	Mt. Juliet, TN
Volatile Organic Compounds (GC/MS) by Method 8260B	WG1572658	1	11/07/20 20:48	11/07/20 20:48	JCP	Mt. Juliet, TN
Semi-Volatile Organic Compounds (GC) by Method 3511/8015	WG1570978	1	11/04/20 17:58	11/09/20 15:30	DMG	Mt. Juliet, TN

MW-8 L1280399-04 GW

Collected by: Chase Maeser | Collected date/time: 10/30/20 10:54 | Received date/time: 10/31/20 10:00

Method	Batch	Dilution	Preparation date/time	Analysis date/time	Analyst	Location
Volatile Organic Compounds (GC) by Method 8015D/GRO	WG1573886	1	11/10/20 15:03	11/10/20 15:03	JAH	Mt. Juliet, TN
Volatile Organic Compounds (GC/MS) by Method 8260B	WG1571622	1	11/05/20 15:16	11/05/20 15:16	TJJ	Mt. Juliet, TN
Semi-Volatile Organic Compounds (GC) by Method 3511/8015	WG1570978	1	11/04/20 17:58	11/09/20 15:56	AEG	Mt. Juliet, TN

MW-13 L1280399-05 GW

Collected by: Chase Maeser | Collected date/time: 10/30/20 10:00 | Received date/time: 10/31/20 10:00

Method	Batch	Dilution	Preparation date/time	Analysis date/time	Analyst	Location
Volatile Organic Compounds (GC) by Method 8015D/GRO	WG1573886	1	11/10/20 15:27	11/10/20 15:27	JAH	Mt. Juliet, TN
Volatile Organic Compounds (GC/MS) by Method 8260B	WG1571622	10	11/05/20 17:59	11/05/20 17:59	TJJ	Mt. Juliet, TN
Semi-Volatile Organic Compounds (GC) by Method 3511/8015	WG1574141	1	11/10/20 17:34	11/11/20 12:59	AEG	Mt. Juliet, TN

MW-14 L1280399-06 GW

Collected by: Chase Maeser | Collected date/time: 10/30/20 10:24 | Received date/time: 10/31/20 10:00

Method	Batch	Dilution	Preparation date/time	Analysis date/time	Analyst	Location
Volatile Organic Compounds (GC) by Method 8015D/GRO	WG1573886	1	11/10/20 15:51	11/10/20 15:51	JAH	Mt. Juliet, TN
Volatile Organic Compounds (GC/MS) by Method 8260B	WG1571622	1	11/05/20 15:37	11/05/20 15:37	TJJ	Mt. Juliet, TN
Semi-Volatile Organic Compounds (GC) by Method 3511/8015	WG1570978	1	11/04/20 17:58	11/09/20 16:47	AEG	Mt. Juliet, TN

1 Cp
2 Tc
3 Ss
4 Cn
5 Sr
6 Qc
7 Gl
8 Al
9 Sc

MW-19 L1280399-07 GW

Collected by	Collected date/time	Received date/time
Chase Maeser	10/29/20 09:53	10/31/20 10:00

Method	Batch	Dilution	Preparation date/time	Analysis date/time	Analyst	Location
Volatile Organic Compounds (GC) by Method 8015D/GRO	WG1573886	1	11/10/20 16:15	11/10/20 16:15	JAH	Mt. Juliet, TN
Volatile Organic Compounds (GC/MS) by Method 8260B	WG1571622	50	11/05/20 18:20	11/05/20 18:20	TJJ	Mt. Juliet, TN
Semi-Volatile Organic Compounds (GC) by Method 3511/8015	WG1570978	1	11/04/20 17:58	11/09/20 17:20	DMG	Mt. Juliet, TN

MW-22 L1280399-08 GW

Collected by	Collected date/time	Received date/time
Chase Maeser	10/29/20 15:00	10/31/20 10:00

Method	Batch	Dilution	Preparation date/time	Analysis date/time	Analyst	Location
Volatile Organic Compounds (GC) by Method 8015D/GRO	WG1573886	1	11/10/20 16:39	11/10/20 16:39	JAH	Mt. Juliet, TN
Volatile Organic Compounds (GC/MS) by Method 8260B	WG1572658	1	11/07/20 21:08	11/07/20 21:08	JCP	Mt. Juliet, TN
Semi-Volatile Organic Compounds (GC) by Method 3511/8015	WG1570978	1	11/04/20 17:58	11/09/20 17:43	DMG	Mt. Juliet, TN

MW-23 L1280399-09 GW

Collected by	Collected date/time	Received date/time
Chase Maeser	10/29/20 15:25	10/31/20 10:00

Method	Batch	Dilution	Preparation date/time	Analysis date/time	Analyst	Location
Volatile Organic Compounds (GC) by Method 8015D/GRO	WG1573886	1	11/10/20 17:03	11/10/20 17:03	JAH	Mt. Juliet, TN
Volatile Organic Compounds (GC/MS) by Method 8260B	WG1572658	1	11/07/20 21:29	11/07/20 21:29	JCP	Mt. Juliet, TN
Semi-Volatile Organic Compounds (GC) by Method 3511/8015	WG1570978	1	11/04/20 17:58	11/09/20 18:09	DMG	Mt. Juliet, TN

MW-24 L1280399-10 GW

Collected by	Collected date/time	Received date/time
Chase Maeser	10/29/20 14:30	10/31/20 10:00

Method	Batch	Dilution	Preparation date/time	Analysis date/time	Analyst	Location
Volatile Organic Compounds (GC) by Method 8015D/GRO	WG1574688	20	11/11/20 18:18	11/11/20 18:18	ACG	Mt. Juliet, TN
Volatile Organic Compounds (GC/MS) by Method 8260B	WG1571622	25	11/05/20 19:21	11/05/20 19:21	TJJ	Mt. Juliet, TN
Semi-Volatile Organic Compounds (GC) by Method 3511/8015	WG1570978	1	11/04/20 17:58	11/09/20 18:34	DMG	Mt. Juliet, TN

MW-30 L1280399-11 GW

Collected by	Collected date/time	Received date/time
Chase Maeser	10/29/20 11:24	10/31/20 10:00

Method	Batch	Dilution	Preparation date/time	Analysis date/time	Analyst	Location
Volatile Organic Compounds (GC) by Method 8015D/GRO	WG1574688	1	11/11/20 18:42	11/11/20 18:42	ACG	Mt. Juliet, TN
Volatile Organic Compounds (GC/MS) by Method 8260B	WG1571622	1	11/05/20 15:57	11/05/20 15:57	TJJ	Mt. Juliet, TN
Semi-Volatile Organic Compounds (GC) by Method 3511/8015	WG1570978	1	11/04/20 17:58	11/09/20 19:00	AEG	Mt. Juliet, TN

MW-31 L1280399-12 GW

Collected by	Collected date/time	Received date/time
Chase Maeser	10/29/20 12:02	10/31/20 10:00

Method	Batch	Dilution	Preparation date/time	Analysis date/time	Analyst	Location
Volatile Organic Compounds (GC) by Method 8015D/GRO	WG1573886	1	11/10/20 18:15	11/10/20 18:15	JAH	Mt. Juliet, TN
Volatile Organic Compounds (GC/MS) by Method 8260B	WG1571622	1	11/05/20 16:18	11/05/20 16:18	TJJ	Mt. Juliet, TN
Semi-Volatile Organic Compounds (GC) by Method 3511/8015	WG1570978	1	11/04/20 17:58	11/09/20 19:26	AEG	Mt. Juliet, TN

MW-37 L1280399-13 GW

Collected by	Collected date/time	Received date/time
Chase Maeser	10/29/20 12:28	10/31/20 10:00

Method	Batch	Dilution	Preparation date/time	Analysis date/time	Analyst	Location
Volatile Organic Compounds (GC) by Method 8015D/GRO	WG1573886	1	11/10/20 18:39	11/10/20 18:39	JAH	Mt. Juliet, TN
Volatile Organic Compounds (GC/MS) by Method 8260B	WG1571622	1	11/05/20 16:38	11/05/20 16:38	TJJ	Mt. Juliet, TN
Semi-Volatile Organic Compounds (GC) by Method 3511/8015	WG1570978	1.33	11/04/20 17:58	11/09/20 19:52	AEG	Mt. Juliet, TN

1 Cp
2 Tc
3 Ss
4 Cn
5 Sr
6 Qc
7 Gl
8 Al
9 Sc

Unless qualified or notated within the narrative below, all sample aliquots were received at the correct temperature, in the proper containers, with the appropriate preservatives, and within method specified holding times. Where applicable, all MDL (LOD) and RDL (LOQ) values reported for environmental samples have been corrected for the dilution factor used in the analysis. All Method and Batch Quality Control are within established criteria except where addressed in this case narrative, a non-conformance form or properly qualified within the sample results. By my digital signature below, I affirm to the best of my knowledge, all problems/anomalies observed by the laboratory as having the potential to affect the quality of the data have been identified by the laboratory, and no information or data have been knowingly withheld that would affect the quality of the data.

Chris Ward

Chris Ward
Project Manager

Sample Delivery Group (SDG) Narrative

pH outside of method requirement.

Batch	Method	Lab Sample ID
WG1570978	3511/8015	L1280399-01, 03, 08, 10, 11, 13
WG1573886	8015D/GRO	L1280399-09

Volatile Organic Compounds (GC) by Method 8015D/GRO

Surrogate recovery limits have been exceeded; values are outside lower control limits.

Batch	Analyte	Lab Sample ID
WG1573886	a,a,a-Trifluorotoluene(FID)	L1280399-07

Semi-Volatile Organic Compounds (GC) by Method 3511/8015

Surrogate recovery limits have been exceeded; values are outside lower control limits.

Batch	Analyte	Lab Sample ID
WG1570978	o-Terphenyl	L1280399-04, 06, 11, 12, 13

Volatile Organic Compounds (GC) by Method 8015D/GRO

Analyte	Result mg/l	Qualifier	MDL mg/l	RDL mg/l	Dilution	Analysis date / time	Batch
TPH (GC/FID) Low Fraction	15.1		0.628	2.00	20	11/11/2020 17:06	WG1574688
(S) a,a,a-Trifluorotoluene(FID)	*91.6*			*78.0-120*		*11/11/2020 17:06*	WG1574688

Volatile Organic Compounds (GC/MS) by Method 8260B

Analyte	Result mg/l	Qualifier	MDL mg/l	RDL mg/l	Dilution	Analysis date / time	Batch
Benzene	3.59		0.00188	0.0200	20	11/07/2020 22:30	WG1572658
Ethylbenzene	0.484		0.00274	0.0200	20	11/07/2020 22:30	WG1572658
Methyl tert-butyl ether	U		0.00202	0.0200	20	11/07/2020 22:30	WG1572658
Naphthalene	0.0385	J	0.0200	0.100	20	11/07/2020 22:30	WG1572658
Toluene	2.04		0.00556	0.0200	20	11/07/2020 22:30	WG1572658
Xylenes, Total	2.11		0.00348	0.0600	20	11/07/2020 22:30	WG1572658
(S) Toluene-d8	*101*			*80.0-120*		*11/07/2020 22:30*	WG1572658
(S) 4-Bromofluorobenzene	*101*			*77.0-126*		*11/07/2020 22:30*	WG1572658
(S) 1,2-Dichloroethane-d4	*78.3*			*70.0-130*		*11/07/2020 22:30*	WG1572658

Semi-Volatile Organic Compounds (GC) by Method 3511/8015

Analyte	Result mg/l	Qualifier	MDL mg/l	RDL mg/l	Dilution	Analysis date / time	Batch
DRO w/ SGT	0.737		0.0247	0.100	1	11/09/2020 14:39	WG1570978
(S) o-Terphenyl	*58.4*			*52.0-156*		*11/09/2020 14:39*	WG1570978

Volatile Organic Compounds (GC) by Method 8015D/GRO

Analyte	Result mg/l	Qualifier	MDL mg/l	RDL mg/l	Dilution	Analysis date / time	Batch
TPH (GC/FID) Low Fraction	9.05		0.314	1.00	10	11/11/2020 17:30	WG1574688
(S) a,a,a-Trifluorotoluene(FID)	*89.0*			*78.0-120*		*11/11/2020 17:30*	WG1574688

Volatile Organic Compounds (GC/MS) by Method 8260B

Analyte	Result mg/l	Qualifier	MDL mg/l	RDL mg/l	Dilution	Analysis date / time	Batch
Benzene	1.12		0.000941	0.0100	10	11/05/2020 17:39	WG1571622
Ethylbenzene	0.370		0.00137	0.0100	10	11/05/2020 17:39	WG1571622
Methyl tert-butyl ether	U		0.00101	0.0100	10	11/05/2020 17:39	WG1571622
Naphthalene	0.0532		0.0100	0.0500	10	11/05/2020 17:39	WG1571622
Toluene	0.0226		0.00278	0.0100	10	11/05/2020 17:39	WG1571622
Xylenes, Total	1.20		0.00174	0.0300	10	11/05/2020 17:39	WG1571622
(S) Toluene-d8	*99.5*			*80.0-120*		*11/05/2020 17:39*	WG1571622
(S) 4-Bromofluorobenzene	*106*			*77.0-126*		*11/05/2020 17:39*	WG1571622
(S) 1,2-Dichloroethane-d4	*76.8*			*70.0-130*		*11/05/2020 17:39*	WG1571622

Semi-Volatile Organic Compounds (GC) by Method 3511/8015

Analyte	Result mg/l	Qualifier	MDL mg/l	RDL mg/l	Dilution	Analysis date / time	Batch
DRO w/ SGT	0.636		0.0247	0.100	1	11/09/2020 15:04	WG1570978
(S) o-Terphenyl	*60.0*			*52.0-156*		*11/09/2020 15:04*	WG1570978

Volatile Organic Compounds (GC) by Method 8015D/GRO

Analyte	Result mg/l	Qualifier	MDL mg/l	RDL mg/l	Dilution	Analysis date / time	Batch
TPH (GC/FID) Low Fraction	0.0598	J	0.0314	0.100	1	11/11/2020 17:54	WG1574688
(S) a,a,a-Trifluorotoluene(FID)	*92.6*			*78.0-120*		*11/11/2020 17:54*	WG1574688

Volatile Organic Compounds (GC/MS) by Method 8260B

Analyte	Result mg/l	Qualifier	MDL mg/l	RDL mg/l	Dilution	Analysis date / time	Batch
Benzene	0.0110		0.0000941	0.00100	1	11/05/2020 14:56	WG1571622
Ethylbenzene	U		0.000137	0.00100	1	11/07/2020 20:48	WG1572658
Methyl tert-butyl ether	U		0.000101	0.00100	1	11/05/2020 14:56	WG1571622
Naphthalene	U		0.00100	0.00500	1	11/07/2020 20:48	WG1572658
Toluene	U		0.000278	0.00100	1	11/05/2020 14:56	WG1571622
Xylenes, Total	U		0.000174	0.00300	1	11/07/2020 20:48	WG1572658
(S) Toluene-d8	*99.2*			*80.0-120*		*11/05/2020 14:56*	WG1571622
(S) Toluene-d8	*99.4*			*80.0-120*		*11/07/2020 20:48*	WG1572658
(S) 4-Bromofluorobenzene	*102*			*77.0-126*		*11/05/2020 14:56*	WG1571622
(S) 4-Bromofluorobenzene	*101*			*77.0-126*		*11/07/2020 20:48*	WG1572658
(S) 1,2-Dichloroethane-d4	*75.2*			*70.0-130*		*11/05/2020 14:56*	WG1571622
(S) 1,2-Dichloroethane-d4	*78.3*			*70.0-130*		*11/07/2020 20:48*	WG1572658

Semi-Volatile Organic Compounds (GC) by Method 3511/8015

Analyte	Result mg/l	Qualifier	MDL mg/l	RDL mg/l	Dilution	Analysis date / time	Batch
DRO w/ SGT	U		0.0247	0.100	1	11/09/2020 15:30	WG1570978
(S) o-Terphenyl	*52.4*			*52.0-156*		*11/09/2020 15:30*	WG1570978

Volatile Organic Compounds (GC) by Method 8015D/GRO

Analyte	Result mg/l	Qualifier	MDL mg/l	RDL mg/l	Dilution	Analysis date / time	Batch
TPH (GC/FID) Low Fraction	U		0.0314	0.100	1	11/10/2020 15:03	WG1573886
(S) a,a,a-Trifluorotoluene(FID)	*93.0*			*78.0-120*		*11/10/2020 15:03*	WG1573886

Volatile Organic Compounds (GC/MS) by Method 8260B

Analyte	Result mg/l	Qualifier	MDL mg/l	RDL mg/l	Dilution	Analysis date / time	Batch
Benzene	U		0.0000941	0.00100	1	11/05/2020 15:16	WG1571622
Ethylbenzene	U		0.000137	0.00100	1	11/05/2020 15:16	WG1571622
Methyl tert-butyl ether	U		0.000101	0.00100	1	11/05/2020 15:16	WG1571622
Naphthalene	0.00101	J	0.00100	0.00500	1	11/05/2020 15:16	WG1571622
Toluene	U		0.000278	0.00100	1	11/05/2020 15:16	WG1571622
Xylenes, Total	U		0.000174	0.00300	1	11/05/2020 15:16	WG1571622
(S) Toluene-d8	*100*			*80.0-120*		*11/05/2020 15:16*	WG1571622
(S) 4-Bromofluorobenzene	*101*			*77.0-126*		*11/05/2020 15:16*	WG1571622
(S) 1,2-Dichloroethane-d4	*79.6*			*70.0-130*		*11/05/2020 15:16*	WG1571622

Semi-Volatile Organic Compounds (GC) by Method 3511/8015

Analyte	Result mg/l	Qualifier	MDL mg/l	RDL mg/l	Dilution	Analysis date / time	Batch
DRO w/ SGT	U		0.0247	0.100	1	11/09/2020 15:56	WG1570978
(S) o-Terphenyl	*38.6*	J2		*52.0-156*		*11/09/2020 15:56*	WG1570978

Sample Narrative:

L1280399-04 WG1570978: Duplicate Analysis performed due to surrogate failure. Results confirm; reporting in hold data

Volatile Organic Compounds (GC) by Method 8015D/GRO

Analyte	Result mg/l	Qualifier	MDL mg/l	RDL mg/l	Dilution	Analysis date / time	Batch
TPH (GC/FID) Low Fraction	4.19		0.0314	0.100	1	11/10/2020 15:27	WG1573886
(S) a,a,a-Trifluorotoluene(FID)	*78.0*			*78.0-120*		*11/10/2020 15:27*	WG1573886

Volatile Organic Compounds (GC/MS) by Method 8260B

Analyte	Result mg/l	Qualifier	MDL mg/l	RDL mg/l	Dilution	Analysis date / time	Batch
Benzene	0.532		0.000941	0.0100	10	11/05/2020 17:59	WG1571622
Ethylbenzene	0.191		0.00137	0.0100	10	11/05/2020 17:59	WG1571622
Methyl tert-butyl ether	U		0.00101	0.0100	10	11/05/2020 17:59	WG1571622
Naphthalene	0.0688		0.0100	0.0500	10	11/05/2020 17:59	WG1571622
Toluene	0.0573		0.00278	0.0100	10	11/05/2020 17:59	WG1571622
Xylenes, Total	0.876		0.00174	0.0300	10	11/05/2020 17:59	WG1571622
(S) Toluene-d8	*102*			*80.0-120*		*11/05/2020 17:59*	WG1571622
(S) 4-Bromofluorobenzene	*104*			*77.0-126*		*11/05/2020 17:59*	WG1571622
(S) 1,2-Dichloroethane-d4	*73.6*			*70.0-130*		*11/05/2020 17:59*	WG1571622

Semi-Volatile Organic Compounds (GC) by Method 3511/8015

Analyte	Result mg/l	Qualifier	MDL mg/l	RDL mg/l	Dilution	Analysis date / time	Batch
DRO w/ SGT	0.762		0.0247	0.100	1	11/11/2020 12:59	WG1574141
(S) o-Terphenyl	*60.0*			*52.0-156*		*11/11/2020 12:59*	WG1574141

Volatile Organic Compounds (GC) by Method 8015D/GRO

Analyte	Result mg/l	Qualifier	MDL mg/l	RDL mg/l	Dilution	Analysis date / time	Batch
TPH (GC/FID) Low Fraction	0.375		0.0314	0.100	1	11/10/2020 15:51	WG1573886
(S) a,a,a-Trifluorotoluene(FID)	*92.7*			*78.0-120*		*11/10/2020 15:51*	WG1573886

Volatile Organic Compounds (GC/MS) by Method 8260B

Analyte	Result mg/l	Qualifier	MDL mg/l	RDL mg/l	Dilution	Analysis date / time	Batch
Benzene	0.000957	J	0.0000941	0.00100	1	11/05/2020 15:37	WG1571622
Ethylbenzene	0.000191	J	0.000137	0.00100	1	11/05/2020 15:37	WG1571622
Methyl tert-butyl ether	U		0.000101	0.00100	1	11/05/2020 15:37	WG1571622
Naphthalene	U		0.00100	0.00500	1	11/05/2020 15:37	WG1571622
Toluene	U		0.000278	0.00100	1	11/05/2020 15:37	WG1571622
Xylenes, Total	0.000477	J	0.000174	0.00300	1	11/05/2020 15:37	WG1571622
(S) Toluene-d8	*103*			*80.0-120*		*11/05/2020 15:37*	WG1571622
(S) 4-Bromofluorobenzene	*105*			*77.0-126*		*11/05/2020 15:37*	WG1571622
(S) 1,2-Dichloroethane-d4	*74.9*			*70.0-130*		*11/05/2020 15:37*	WG1571622

Semi-Volatile Organic Compounds (GC) by Method 3511/8015

Analyte	Result mg/l	Qualifier	MDL mg/l	RDL mg/l	Dilution	Analysis date / time	Batch
DRO w/ SGT	U		0.0247	0.100	1	11/09/2020 16:47	WG1570978
(S) o-Terphenyl	*51.1*	J2		*52.0-156*		*11/09/2020 16:47*	WG1570978

Sample Narrative:

L1280399-06 WG1570978: Duplicate Analysis performed due to surrogate failure. Results confirm; reporting in hold data

Volatile Organic Compounds (GC) by Method 8015D/GRO

Analyte	Result mg/l	Qualifier	MDL mg/l	RDL mg/l	Dilution	Analysis date / time	Batch
TPH (GC/FID) Low Fraction	5.59		0.0314	0.100	1	11/10/2020 16:15	WG1573886
(S) a,a,a-Trifluorotoluene(FID)	*75.4*	J2		*78.0-120*		*11/10/2020 16:15*	WG1573886

Sample Narrative:

L1280399-07 WG1573886: Surrogate failure due to matrix interference.

Volatile Organic Compounds (GC/MS) by Method 8260B

Analyte	Result mg/l	Qualifier	MDL mg/l	RDL mg/l	Dilution	Analysis date / time	Batch
Benzene	1.19		0.00471	0.0500	50	11/05/2020 18:20	WG1571622
Ethylbenzene	0.224		0.00685	0.0500	50	11/05/2020 18:20	WG1571622
Methyl tert-butyl ether	U		0.00505	0.0500	50	11/05/2020 18:20	WG1571622
Naphthalene	U		0.0500	0.250	50	11/05/2020 18:20	WG1571622
Toluene	0.0853		0.0139	0.0500	50	11/05/2020 18:20	WG1571622
Xylenes, Total	0.517		0.00870	0.150	50	11/05/2020 18:20	WG1571622
(S) Toluene-d8	*97.1*			*80.0-120*		*11/05/2020 18:20*	WG1571622
(S) 4-Bromofluorobenzene	*98.8*			*77.0-126*		*11/05/2020 18:20*	WG1571622
(S) 1,2-Dichloroethane-d4	*76.3*			*70.0-130*		*11/05/2020 18:20*	WG1571622

Semi-Volatile Organic Compounds (GC) by Method 3511/8015

Analyte	Result mg/l	Qualifier	MDL mg/l	RDL mg/l	Dilution	Analysis date / time	Batch
DRO w/ SGT	0.371		0.0247	0.100	1	11/09/2020 17:20	WG1570978
(S) o-Terphenyl	*55.3*			*52.0-156*		*11/09/2020 17:20*	WG1570978

Volatile Organic Compounds (GC) by Method 8015D/GRO

Analyte	Result mg/l	Qualifier	MDL mg/l	RDL mg/l	Dilution	Analysis date / time	Batch
TPH (GC/FID) Low Fraction	3.09		0.0314	0.100	1	11/10/2020 16:39	WG1573886
(S) a,a,a-Trifluorotoluene(FID)	*84.2*			*78.0-120*		*11/10/2020 16:39*	WG1573886

Volatile Organic Compounds (GC/MS) by Method 8260B

Analyte	Result mg/l	Qualifier	MDL mg/l	RDL mg/l	Dilution	Analysis date / time	Batch
Benzene	0.117		0.0000941	0.00100	1	11/07/2020 21:08	WG1572658
Ethylbenzene	0.136		0.000137	0.00100	1	11/07/2020 21:08	WG1572658
Methyl tert-butyl ether	U		0.000101	0.00100	1	11/07/2020 21:08	WG1572658
Naphthalene	0.0181		0.00100	0.00500	1	11/07/2020 21:08	WG1572658
Toluene	0.0212		0.000278	0.00100	1	11/07/2020 21:08	WG1572658
Xylenes, Total	0.366		0.000174	0.00300	1	11/07/2020 21:08	WG1572658
(S) Toluene-d8	*93.2*			*80.0-120*		*11/07/2020 21:08*	WG1572658
(S) 4-Bromofluorobenzene	*98.3*			*77.0-126*		*11/07/2020 21:08*	WG1572658
(S) 1,2-Dichloroethane-d4	*82.3*			*70.0-130*		*11/07/2020 21:08*	WG1572658

Semi-Volatile Organic Compounds (GC) by Method 3511/8015

Analyte	Result mg/l	Qualifier	MDL mg/l	RDL mg/l	Dilution	Analysis date / time	Batch
DRO w/ SGT	0.394		0.0247	0.100	1	11/09/2020 17:43	WG1570978
(S) o-Terphenyl	*62.6*			*52.0-156*		*11/09/2020 17:43*	WG1570978

Volatile Organic Compounds (GC) by Method 8015D/GRO

Analyte	Result mg/l	Qualifier	MDL mg/l	RDL mg/l	Dilution	Analysis date / time	Batch
TPH (GC/FID) Low Fraction	0.404		0.0314	0.100	1	11/10/2020 17:03	WG1573886
(S) a,a,a-Trifluorotoluene(FID)	*82.0*			*78.0-120*		*11/10/2020 17:03*	WG1573886

Volatile Organic Compounds (GC/MS) by Method 8260B

Analyte	Result mg/l	Qualifier	MDL mg/l	RDL mg/l	Dilution	Analysis date / time	Batch
Benzene	0.0151		0.0000941	0.00100	1	11/07/2020 21:29	WG1572658
Ethylbenzene	0.0232		0.000137	0.00100	1	11/07/2020 21:29	WG1572658
Methyl tert-butyl ether	U		0.000101	0.00100	1	11/07/2020 21:29	WG1572658
Naphthalene	0.00374	J	0.00100	0.00500	1	11/07/2020 21:29	WG1572658
Toluene	0.000584	J	0.000278	0.00100	1	11/07/2020 21:29	WG1572658
Xylenes, Total	0.00752		0.000174	0.00300	1	11/07/2020 21:29	WG1572658
(S) Toluene-d8	*96.8*			*80.0-120*		*11/07/2020 21:29*	WG1572658
(S) 4-Bromofluorobenzene	*101*			*77.0-126*		*11/07/2020 21:29*	WG1572658
(S) 1,2-Dichloroethane-d4	*81.6*			*70.0-130*		*11/07/2020 21:29*	WG1572658

Semi-Volatile Organic Compounds (GC) by Method 3511/8015

Analyte	Result mg/l	Qualifier	MDL mg/l	RDL mg/l	Dilution	Analysis date / time	Batch
DRO w/ SGT	U		0.0247	0.100	1	11/09/2020 18:09	WG1570978
(S) o-Terphenyl	*60.5*			*52.0-156*		*11/09/2020 18:09*	WG1570978

Volatile Organic Compounds (GC) by Method 8015D/GRO

Analyte	Result mg/l	Qualifier	MDL mg/l	RDL mg/l	Dilution	Analysis date / time	Batch
TPH (GC/FID) Low Fraction	36.6		0.628	2.00	20	11/11/2020 18:18	WG1574688
(S) a,a,a-Trifluorotoluene(FID)	*89.1*			*78.0-120*		*11/11/2020 18:18*	WG1574688

Volatile Organic Compounds (GC/MS) by Method 8260B

Analyte	Result mg/l	Qualifier	MDL mg/l	RDL mg/l	Dilution	Analysis date / time	Batch
Benzene	4.32		0.00235	0.0250	25	11/05/2020 19:21	WG1571622
Ethylbenzene	0.506		0.00343	0.0250	25	11/05/2020 19:21	WG1571622
Methyl tert-butyl ether	U		0.00253	0.0250	25	11/05/2020 19:21	WG1571622
Naphthalene	0.0942	J	0.0250	0.125	25	11/05/2020 19:21	WG1571622
Toluene	0.320		0.00695	0.0250	25	11/05/2020 19:21	WG1571622
Xylenes, Total	5.66		0.00435	0.0750	25	11/05/2020 19:21	WG1571622
(S) Toluene-d8	*98.6*			*80.0-120*		*11/05/2020 19:21*	WG1571622
(S) 4-Bromofluorobenzene	*101*			*77.0-126*		*11/05/2020 19:21*	WG1571622
(S) 1,2-Dichloroethane-d4	*76.8*			*70.0-130*		*11/05/2020 19:21*	WG1571622

Semi-Volatile Organic Compounds (GC) by Method 3511/8015

Analyte	Result mg/l	Qualifier	MDL mg/l	RDL mg/l	Dilution	Analysis date / time	Batch
DRO w/ SGT	2.60		0.0247	0.100	1	11/09/2020 18:34	WG1570978
(S) o-Terphenyl	*64.2*			*52.0-156*		*11/09/2020 18:34*	WG1570978

Volatile Organic Compounds (GC) by Method 8015D/GRO

Analyte	Result mg/l	Qualifier	MDL mg/l	RDL mg/l	Dilution	Analysis date / time	Batch
TPH (GC/FID) Low Fraction	0.0932	J	0.0314	0.100	1	11/11/2020 18:42	WG1574688
(S) a,a,a-Trifluorotoluene(FID)	*92.3*			*78.0-120*		*11/11/2020 18:42*	WG1574688

Volatile Organic Compounds (GC/MS) by Method 8260B

Analyte	Result mg/l	Qualifier	MDL mg/l	RDL mg/l	Dilution	Analysis date / time	Batch
Benzene	0.0204		0.0000941	0.00100	1	11/05/2020 15:57	WG1571622
Ethylbenzene	U		0.000137	0.00100	1	11/05/2020 15:57	WG1571622
Methyl tert-butyl ether	U		0.000101	0.00100	1	11/05/2020 15:57	WG1571622
Naphthalene	U		0.00100	0.00500	1	11/05/2020 15:57	WG1571622
Toluene	U		0.000278	0.00100	1	11/05/2020 15:57	WG1571622
Xylenes, Total	U		0.000174	0.00300	1	11/05/2020 15:57	WG1571622
(S) Toluene-d8	*101*			*80.0-120*		*11/05/2020 15:57*	WG1571622
(S) 4-Bromofluorobenzene	*102*			*77.0-126*		*11/05/2020 15:57*	WG1571622
(S) 1,2-Dichloroethane-d4	*78.3*			*70.0-130*		*11/05/2020 15:57*	WG1571622

Semi-Volatile Organic Compounds (GC) by Method 3511/8015

Analyte	Result mg/l	Qualifier	MDL mg/l	RDL mg/l	Dilution	Analysis date / time	Batch
DRO w/ SGT	U		0.0247	0.100	1	11/09/2020 19:00	WG1570978
(S) o-Terphenyl	*37.1*	J2		*52.0-156*		*11/09/2020 19:00*	WG1570978

Sample Narrative:

L1280399-11 WG1570978: Duplicate Analysis performed due to surrogate failure. Results confirm; reporting in hold data

Volatile Organic Compounds (GC) by Method 8015D/GRO

Analyte	Result mg/l	Qualifier	MDL mg/l	RDL mg/l	Dilution	Analysis date / time	Batch
TPH (GC/FID) Low Fraction	0.385		0.0314	0.100	1	11/10/2020 18:15	WG1573886
(S) a,a,a-Trifluorotoluene(FID)	*91.0*			*78.0-120*		*11/10/2020 18:15*	WG1573886

Volatile Organic Compounds (GC/MS) by Method 8260B

Analyte	Result mg/l	Qualifier	MDL mg/l	RDL mg/l	Dilution	Analysis date / time	Batch
Benzene	0.0375		0.0000941	0.00100	1	11/05/2020 16:18	WG1571622
Ethylbenzene	U		0.000137	0.00100	1	11/05/2020 16:18	WG1571622
Methyl tert-butyl ether	U		0.000101	0.00100	1	11/05/2020 16:18	WG1571622
Naphthalene	U		0.00100	0.00500	1	11/05/2020 16:18	WG1571622
Toluene	U		0.000278	0.00100	1	11/05/2020 16:18	WG1571622
Xylenes, Total	U		0.000174	0.00300	1	11/05/2020 16:18	WG1571622
(S) Toluene-d8	*98.4*			*80.0-120*		*11/05/2020 16:18*	WG1571622
(S) 4-Bromofluorobenzene	*101*			*77.0-126*		*11/05/2020 16:18*	WG1571622
(S) 1,2-Dichloroethane-d4	*76.6*			*70.0-130*		*11/05/2020 16:18*	WG1571622

Semi-Volatile Organic Compounds (GC) by Method 3511/8015

Analyte	Result mg/l	Qualifier	MDL mg/l	RDL mg/l	Dilution	Analysis date / time	Batch
DRO w/ SGT	U		0.0247	0.100	1	11/09/2020 19:26	WG1570978
(S) o-Terphenyl	*47.0*	J2		*52.0-156*		*11/09/2020 19:26*	WG1570978

Sample Narrative:

L1280399-12 WG1570978: Duplicate Analysis performed due to surrogate failure. Results confirm; reporting in hold data

Volatile Organic Compounds (GC) by Method 8015D/GRO

Analyte	Result mg/l	Qualifier	MDL mg/l	RDL mg/l	Dilution	Analysis date / time	Batch
TPH (GC/FID) Low Fraction	U		0.0314	0.100	1	11/10/2020 18:39	WG1573886
(S) a,a,a-Trifluorotoluene(FID)	*93.6*			*78.0-120*		*11/10/2020 18:39*	WG1573886

Volatile Organic Compounds (GC/MS) by Method 8260B

Analyte	Result mg/l	Qualifier	MDL mg/l	RDL mg/l	Dilution	Analysis date / time	Batch
Benzene	U		0.0000941	0.00100	1	11/05/2020 16:38	WG1571622
Ethylbenzene	U		0.000137	0.00100	1	11/05/2020 16:38	WG1571622
Methyl tert-butyl ether	U		0.000101	0.00100	1	11/05/2020 16:38	WG1571622
Naphthalene	U		0.00100	0.00500	1	11/05/2020 16:38	WG1571622
Toluene	U		0.000278	0.00100	1	11/05/2020 16:38	WG1571622
Xylenes, Total	U		0.000174	0.00300	1	11/05/2020 16:38	WG1571622
(S) Toluene-d8	*98.9*			*80.0-120*		*11/05/2020 16:38*	WG1571622
(S) 4-Bromofluorobenzene	*101*			*77.0-126*		*11/05/2020 16:38*	WG1571622
(S) 1,2-Dichloroethane-d4	*75.0*			*70.0-130*		*11/05/2020 16:38*	WG1571622

Semi-Volatile Organic Compounds (GC) by Method 3511/8015

Analyte	Result mg/l	Qualifier	MDL mg/l	RDL mg/l	Dilution	Analysis date / time	Batch
DRO w/ SGT	U		0.0329	0.133	1.33	11/09/2020 19:52	WG1570978
(S) o-Terphenyl	*46.1*	J2		*52.0-156*		*11/09/2020 19:52*	WG1570978

Sample Narrative:

L1280399-13 WG1570978: Duplicate Analysis performed due to surrogate failure. Results confirm; reporting in hold data

Method Blank (MB)

(MB) R3591791-1 11/10/20 09:41

Analyte	MB Result mg/l	MB Qualifier	MB MDL mg/l	MB RDL mg/l
TPH (GC/FID) Low Fraction	U		0.0314	0.100
(S) a,a,a-Trifluorotoluene(FID)	*93.2*			*78.0-120*

Laboratory Control Sample (LCS)

(LCS) R3591791-2 11/10/20 10:37

Analyte	Spike Amount mg/l	LCS Result mg/l	LCS Rec. %	Rec. Limits %	LCS Qualifier
TPH (GC/FID) Low Fraction	5.50	5.22	94.9	72.0-127	
(S) a,a,a-Trifluorotoluene(FID)			*83.3*	*78.0-120*	

Method Blank (MB)

(MB) R3592171-2 11/11/20 13:32

Analyte	MB Result mg/l	MB Qualifier	MB MDL mg/l	MB RDL mg/l
TPH (GC/FID) Low Fraction	U		0.0314	0.100
(S) a,a,a-Trifluorotoluene(FID)	*93.5*			*78.0-120*

Laboratory Control Sample (LCS) • Laboratory Control Sample Duplicate (LCSD)

(LCS) R3592171-1 11/11/20 12:19 • (LCSD) R3592171-3 11/11/20 16:12

Analyte	Spike Amount mg/l	LCS Result mg/l	LCSD Result mg/l	LCS Rec. %	LCSD Rec. %	Rec. Limits %	LCS Qualifier	LCSD Qualifier	RPD %	RPD Limits %
TPH (GC/FID) Low Fraction	5.50	5.50	4.96	100	90.2	72.0-127			10.3	20
(S) a,a,a-Trifluorotoluene(FID)				*82.3*	*85.0*	*78.0-120*				

1 Cp
2 Tc
3 Ss
4 Cn
5 Sr
6 Qc
7 Gl
8 Al
9 Sc

Method Blank (MB)

(MB) R3590423-3 11/05/20 10:37

Analyte	MB Result mg/l	MB Qualifier	MB MDL mg/l	MB RDL mg/l
Benzene	U		0.0000941	0.00100
Ethylbenzene	U		0.000137	0.00100
Methyl tert-butyl ether	U		0.000101	0.00100
Naphthalene	U		0.00100	0.00500
Toluene	U		0.000278	0.00100
Xylenes, Total	U		0.000174	0.00300
(S) Toluene-d8	*98.9*			*80.0-120*
(S) 4-Bromofluorobenzene	*99.5*			*77.0-126*
(S) 1,2-Dichloroethane-d4	*72.7*			*70.0-130*

Laboratory Control Sample (LCS)

(LCS) R3590423-1 11/05/20 09:36

Analyte	Spike Amount mg/l	LCS Result mg/l	LCS Rec. %	Rec. Limits %	LCS Qualifier
Benzene	0.00500	0.00533	107	70.0-123	
Ethylbenzene	0.00500	0.00531	106	79.0-123	
Methyl tert-butyl ether	0.00500	0.00484	96.8	68.0-125	
Naphthalene	0.00500	0.00423	84.6	54.0-135	
Toluene	0.00500	0.00472	94.4	79.0-120	
Xylenes, Total	0.0150	0.0155	103	79.0-123	
(S) Toluene-d8			*94.8*	*80.0-120*	
(S) 4-Bromofluorobenzene			*100*	*77.0-126*	
(S) 1,2-Dichloroethane-d4			*78.0*	*70.0-130*	

Method Blank (MB)

(MB) R3591040-2 11/07/20 19:05

Analyte	MB Result mg/l	MB Qualifier	MB MDL mg/l	MB RDL mg/l
Benzene	U		0.0000941	0.00100
Ethylbenzene	U		0.000137	0.00100
Methyl tert-butyl ether	U		0.000101	0.00100
Naphthalene	U		0.00100	0.00500
Toluene	U		0.000278	0.00100
Xylenes, Total	U		0.000174	0.00300
(S) Toluene-d8	*98.1*			*80.0-120*
(S) 4-Bromofluorobenzene	*99.7*			*77.0-126*
(S) 1,2-Dichloroethane-d4	*75.9*			*70.0-130*

Laboratory Control Sample (LCS)

(LCS) R3591040-1 11/07/20 18:24

Analyte	Spike Amount mg/l	LCS Result mg/l	LCS Rec. %	Rec. Limits %	LCS Qualifier
Benzene	0.00500	0.00561	112	70.0-123	
Ethylbenzene	0.00500	0.00541	108	79.0-123	
Methyl tert-butyl ether	0.00500	0.00510	102	68.0-125	
Naphthalene	0.00500	0.00455	91.0	54.0-135	
Toluene	0.00500	0.00471	94.2	79.0-120	
Xylenes, Total	0.0150	0.0153	102	79.0-123	
(S) Toluene-d8			*94.9*	*80.0-120*	
(S) 4-Bromofluorobenzene			*99.3*	*77.0-126*	
(S) 1,2-Dichloroethane-d4			*81.0*	*70.0-130*	

Method Blank (MB)

(MB) R3589631-1 11/05/20 09:13

Analyte	MB Result mg/l	MB Qualifier	MB MDL mg/l	MB RDL mg/l
DRO W/ SGT	U		0.0247	0.100
(S) o-Terphenyl	*63.5*			*52.0-156*

Laboratory Control Sample (LCS) • Laboratory Control Sample Duplicate (LCSD)

(LCS) R3589631-2 11/05/20 09:39 • (LCSD) R3589631-3 11/05/20 10:04

Analyte	Spike Amount mg/l	LCS Result mg/l	LCSD Result mg/l	LCS Rec. %	LCSD Rec. %	Rec. Limits %	LCS Qualifier	LCSD Qualifier	RPD %	RPD Limits %
DRO W/ SGT	1.50	1.39	1.24	92.7	82.7	50.0-150			11.4	20
(S) o-Terphenyl				*74.5*	*68.0*	*52.0-156*				

Method Blank (MB)

(MB) R3592003-1 11/11/20 06:43

Analyte	MB Result mg/l	MB Qualifier	MB MDL mg/l	MB RDL mg/l
DRO W/ SGT	U		0.0247	0.100
(S) o-Terphenyl	*91.5*			*52.0-156*

Laboratory Control Sample (LCS) • Laboratory Control Sample Duplicate (LCSD)

(LCS) R3592003-2 11/11/20 07:03 • (LCSD) R3592003-3 11/11/20 07:23

Analyte	Spike Amount mg/l	LCS Result mg/l	LCSD Result mg/l	LCS Rec. %	LCSD Rec. %	Rec. Limits %	LCS Qualifier	LCSD Qualifier	RPD %	RPD Limits %
DRO W/ SGT	1.50	1.38	1.41	92.0	94.0	50.0-150			2.15	20
(S) o-Terphenyl				*88.5*	*87.0*	*52.0-156*				

1 Cp
2 Tc
3 Ss
4 Cn
5 Sr
6 Qc
7 Gl
8 Al
9 Sc

Guide to Reading and Understanding Your Laboratory Report

The information below is designed to better explain the various terms used in your report of analytical results from the Laboratory. This is not intended as a comprehensive explanation, and if you have additional questions please contact your project representative.

Results Disclaimer - Information that may be provided by the customer, and contained within this report, include Permit Limits, Project Name, Sample ID, Sample Matrix, Sample Preservation, Field Blanks, Field Spikes, Field Duplicates, On-Site Data, Sampling Collection Dates/Times, and Sampling Location. Results relate to the accuracy of this information provided, and as the samples are received.

Abbreviations and Definitions

MDL	Method Detection Limit.
RDL	Reported Detection Limit.
Rec.	Recovery.
RPD	Relative Percent Difference.
SDG	Sample Delivery Group.
(S)	Surrogate (Surrogate Standard) - Analytes added to every blank, sample, Laboratory Control Sample/Duplicate and Matrix Spike/Duplicate; used to evaluate analytical efficiency by measuring recovery. Surrogates are not expected to be detected in all environmental media.
U	Not detected at the Reporting Limit (or MDL where applicable).
Analyte	The name of the particular compound or analysis performed. Some Analyses and Methods will have multiple analytes reported.
Dilution	If the sample matrix contains an interfering material, the sample preparation volume or weight values differ from the standard, or if concentrations of analytes in the sample are higher than the highest limit of concentration that the laboratory can accurately report, the sample may be diluted for analysis. If a value different than 1 is used in this field, the result reported has already been corrected for this factor.
Limits	These are the target % recovery ranges or % difference value that the laboratory has historically determined as normal for the method and analyte being reported. Successful QC Sample analysis will target all analytes recovered or duplicated within these ranges.
Qualifier	This column provides a letter and/or number designation that corresponds to additional information concerning the result reported. If a Qualifier is present, a definition per Qualifier is provided within the Glossary and Definitions page and potentially a discussion of possible implications of the Qualifier in the Case Narrative if applicable.
Result	The actual analytical final result (corrected for any sample specific characteristics) reported for your sample. If there was no measurable result returned for a specific analyte, the result in this column may state “ND” (Not Detected) or “BDL” (Below Detectable Levels). The information in the results column should always be accompanied by either an MDL (Method Detection Limit) or RDL (Reporting Detection Limit) that defines the lowest value that the laboratory could detect or report for this analyte.
Uncertainty (Radiochemistry)	Confidence level of 2 sigma.
Case Narrative (Cn)	A brief discussion about the included sample results, including a discussion of any non-conformances to protocol observed either at sample receipt by the laboratory from the field or during the analytical process. If present, there will be a section in the Case Narrative to discuss the meaning of any data qualifiers used in the report.
Quality Control Summary (Qc)	This section of the report includes the results of the laboratory quality control analyses required by procedure or analytical methods to assist in evaluating the validity of the results reported for your samples. These analyses are not being performed on your samples typically, but on laboratory generated material.
Sample Chain of Custody (Sc)	This is the document created in the field when your samples were initially collected. This is used to verify the time and date of collection, the person collecting the samples, and the analyses that the laboratory is requested to perform. This chain of custody also documents all persons (excluding commercial shippers) that have had control or possession of the samples from the time of collection until delivery to the laboratory for analysis.
Sample Results (Sr)	This section of your report will provide the results of all testing performed on your samples. These results are provided by sample ID and are separated by the analyses performed on each sample. The header line of each analysis section for each sample will provide the name and method number for the analysis reported.
Sample Summary (Ss)	This section of the Analytical Report defines the specific analyses performed for each sample ID, including the dates and times of preparation and/or analysis.

Qualifier	Description
J	The identification of the analyte is acceptable; the reported value is an estimate.
J2	Surrogate recovery limits have been exceeded; values are outside lower control limits.

ACCREDITATIONS & LOCATIONS

Pace National is the only environmental laboratory accredited/certified to support your work nationwide from one location. One phone call, one point of contact, one laboratory. No other lab is as accessible or prepared to handle your needs throughout the country. Our capacity and capability from our single location laboratory is comparable to the collective totals of the network laboratories in our industry. The most significant benefit to our one location design is the design of our laboratory campus. The model is conducive to accelerated productivity, decreasing turn-around time, and preventing cross contamination, thus protecting sample integrity. Our focus on premium quality and prompt service allows us to be YOUR LAB OF CHOICE.
* Not all certifications held by the laboratory are applicable to the results reported in the attached report.
* Accreditation is only applicable to the test methods specified on each scope of accreditation held by Pace National.

State Accreditations

Alabama	40660	Nebraska	NE-OS-15-05
Alaska	17-026	Nevada	TN-03-2002-34
Arizona	AZ0612	New Hampshire	2975
Arkansas	88-0469	New Jersey–NELAP	TN002
California	2932	New Mexico [1]	n/a
Colorado	TN00003	New York	11742
Connecticut	PH-0197	North Carolina	Env375
Florida	E87487	North Carolina [1]	DW21704
Georgia	NELAP	North Carolina [3]	41
Georgia [1]	923	North Dakota	R-140
Idaho	TN00003	Ohio–VAP	CL0069
Illinois	200008	Oklahoma	9915
Indiana	C-TN-01	Oregon	TN200002
Iowa	364	Pennsylvania	68-02979
Kansas	E-10277	Rhode Island	LAO00356
Kentucky [1 6]	90010	South Carolina	84004
Kentucky [2]	16	South Dakota	n/a
Louisiana	AI30792	Tennessee [1 4]	2006
Louisiana [1]	LA180010	Texas	T104704245-18-15
Maine	TN0002	Texas [5]	LAB0152
Maryland	324	Utah	TN00003
Massachusetts	M-TN003	Vermont	VT2006
Michigan	9958	Virginia	460132
Minnesota	047-999-395	Washington	C847
Mississippi	TN00003	West Virginia	233
Missouri	340	Wisconsin	9980939910
Montana	CERT0086	Wyoming	A2LA

Third Party Federal Accreditations

A2LA – ISO 17025	1461.01	AIHA-LAP,LLC EMLAP	100789
A2LA – ISO 17025 [5]	1461.02	DOD	1461.01
Canada	1461.01	USDA	P330-15-00234
EPA–Crypto	TN00003		

[1] Drinking Water [2] Underground Storage Tanks [3] Aquatic Toxicity [4] Chemical/Microbiological [5] Mold [6] Wastewater n/a Accreditation not applicable

Our Locations

Pace National has sixty-four client support centers that provide sample pickup and/or the delivery of sampling supplies. If you would like assistance from one of our support offices, please contact our main office. Pace National performs all testing at our central laboratory.

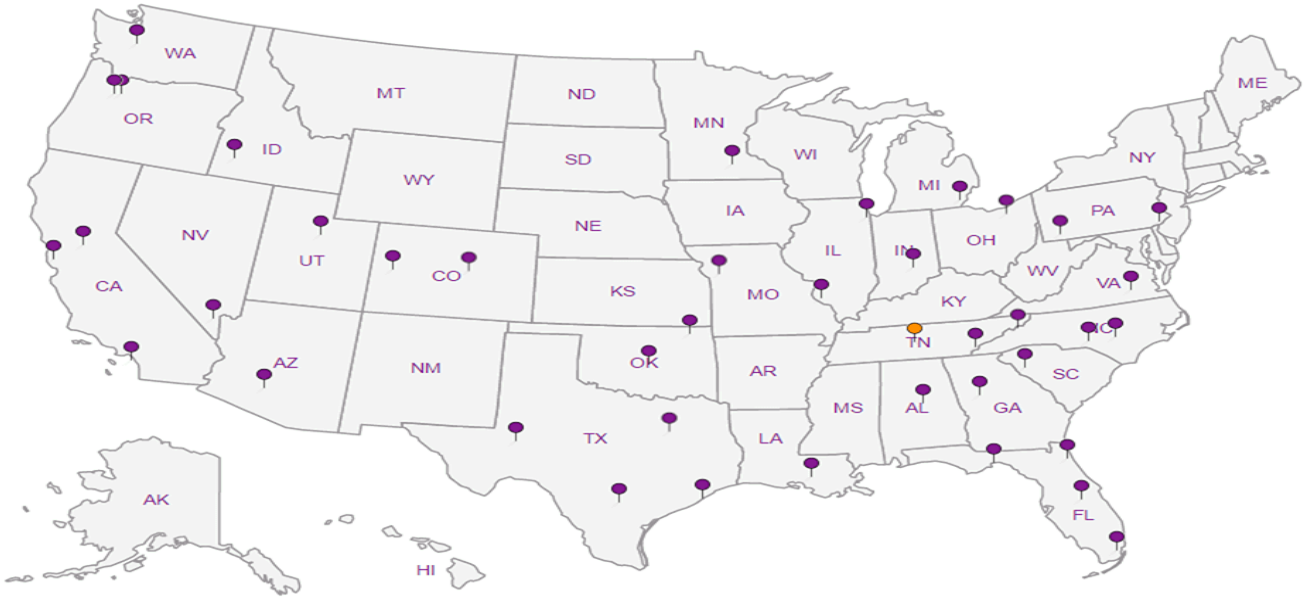

Terracon
6949 S. High Tech Dr.
Midvale, Utah 84047

Billing Information:

Report to: Curt Stripeika
Email To: curt.stripeika@terracon.com

Project Description: Triple Stop Chevron
City/State Collected: Salt Lake City, Utah

Phone: 801.746.5464
Fax:
Client Project # 61197153
Lab Project #

Collected by (print): Chase Maeser
Site/Facility ID #
P.O. #

Collected by (signature):
Immediately Packed on Ice N ____ Y X

Rush? (Lab MUST Be Notified)
___ Same Day ___ Five Day
___ Next Day ___ 5 Day (Rad Only)
___ Two Day ___ 10 Day (Rad Only)
___ Three Day

Quote #
Date Results Needed: Terracon Standard

Analysis / Container / Preservative

Chain of Custody Page 1 of 2

Pace Analytical®
National Center for Testing & Innovation

12065 Lebanon Rd
Mount Juliet, TN 37122
Phone: 615-758-5858
Phone: 800-767-5859
Fax: 615-758-5859

L # 1280399
F249
Acctnum: TERRDUT
Template:
Prelogin:
TSR: Chris Ward
PB:
Shipped Via:

Sample ID	Comp/Grab	Matrix *	Depth	Date	Time	No. of Cntrs	8260B	8015B (Silica gel treatment)	Remarks	Sample # (lab only)
MW-1	Grab	GW	N/A	10/29/20	1045	5	✓	✓		-01
MW-2				10/29/20	1024	5	✓	✓		-02
MW-4				10/29/20	1347	5	✓	✓		-03
MW-8				10/30/20	1054	5	✓	✓		-04
MW-13				10/30/20	1000	5	✓	✓		-05
MW-14				10/30/20	1024	5	✓	✓		-06
MW-19				10/29/20	0953	5	✓	✓		-07
MW-22				10/29/20	1500	5	✓	✓		-08
MW-23				10/29/20	1525	5	✓	✓		-09
MW-24				10/29/20	1430		✓	✓		-10

* Matrix:
SS - Soil **AIR** - Air **F** - Filter
GW - Groundwater **B** - Bioassay
WW - WasteWater
DW - Drinking Water
OT - Other_____

Remarks:

pH _____ Temp _____
Flow _____ Other _____

Samples returned via:
__ UPS __ FedEx __ Courier __ _____

Tracking #

Sample Receipt Checklist
COC Seal Present/Intact: NP __Y __N
COC Signed/Accurate: ✓Y __N
Bottles arrive intact: ✓Y __N
Correct bottles used: ✓Y __N
Sufficient volume sent: ✓Y __N
If Applicable
VOA Zero Headspace: ✓Y __N
Preservation Correct/Checked: ✓Y __N
PM 10/31

Relinquished by : (Signature)	Date:	Time:	Received by: (Signature)	Trip Blank Received: Yes / No HCL / MeoH TBR
[signature]	10/30/20	1340	[signature]	
Relinquished by : (Signature)	Date:	Time:	Received by: (Signature)	Temp: 1.2+.2=1.4 °C Bottles Received: 65
[signature] PNSLOT	10/30/2020	1700		
Relinquished by : (Signature)	Date:	Time:	Received for lab by: (Signature)	Date: 10/31/20 Time: ~~0800~~ 1000
			[signature]	

If preservation required by Login: Date/Time

Hold:

Condition: NCF / OK

Terracon
6949 S. High Tech Dr.
Midvale, Utah 84047

Billing Information:

Report to: Curt Stripeika

Email To: curt.stripeika@terracon.com

Project Description: Triple Stop Chevron

City/State Collected: Salt Lake City, Utah

Phone: 801.746.5464
Fax:

Client Project # 61197153

Lab Project #

Collected by (print): Chase Maeser

Site/Facility ID #

P.O. #

Collected by (signature):

Immediately Packed on Ice N ____ Y X

Rush? (Lab MUST Be Notified)
___ Same Day ___ Five Day
___ Next Day ___ 5 Day (Rad Only)
___ Two Day ___ 10 Day (Rad Only)
___ Three Day

Quote #

Date Results Needed: Terracon Standard

Analysis / Container / Preservative

Pres Chk

Sample ID	Comp/Grab	Matrix *	Depth	Date	Time	No. of Cntrs	8260B	8015B (silica gel treatment)	Remarks	Sample # (lab only)
MW-30	Grab	GW	N/A	10/29/20	1124	5	✓	✓		-11
MW-31	↓	↓	↓	10/29/20	1202	5	✓	✓		-12
MW-37	↓	↓	↓	10/29/20	1228	5	✓	✓		-13

Chain of Custody Page 2 of 2

Pace Analytical®
National Center for Testing & Innovation

12065 Lebanon Rd
Mount Juliet, TN 37122
Phone: 615-758-5858
Phone: 800-767-5859
Fax: 615-758-5859

L # 1280399

Table #

Acctnum: TERRDUT

Template:

Prelogin:

TSR: Chris Ward

PB:

Shipped Via:

* Matrix:
SS - Soil **AIR** - Air **F** - Filter
GW - Groundwater **B** - Bioassay
WW - WasteWater
DW - Drinking Water
OT - Other_____

Remarks:

pH _____ Temp _____
Flow _____ Other _____

Samples returned via:
__ UPS __ FedEx __ Courier __ _____

Tracking #

Sample Receipt Checklist
COC Seal Present/Intact: NP __Y __N
COC Signed/Accurate: ✓ __N
Bottles arrive intact: ✓ __N
Correct bottles used: ✓ __N
Sufficient volume sent: ✓ __N
If Applicable
VOA Zero Headspace: ✓ __Y __N
Preservation Correct/Checked: ✓ __N
10/31

Relinquished by : (Signature)	Date:	Time:	Received by: (Signature)	Trip Blank Received: Yes / No HCL / MeoH TBR
[signature]	10/30/20	1540	[signature]	
Relinquished by : (Signature)	Date:	Time:	Received by: (Signature)	Temp: °C Bottles Received:
[signature] PNSLCUT	10/30/2020	1700		1.2+, 2.1.4 6
Relinquished by : (Signature)	Date:	Time:	Received for lab by: (Signature)	Date: Time:
			[signature]	103120 0900

If preservation required by Login: Date/Time

Hold:

Condition: NCF / OK